

PDF & VCE Format 70-332 Dumps With New Updated Exam Questions and Answers Free Download From Braindump2go (41-50)

Microsoft Official Exam Center New Released 70-332 Dumps Questions, Many New Questions added into it! Braindump2go Offer Free Sample Questions and Answers for Download Now! Visit Our Website, get the new updated Questions then pass Microsoft 70-332 at the first try! Vendor: Microsoft Exam Code: 70-332 Exam Name: Microsoft Advanced Solutions of Microsoft SharePoint Server 2013 Keywords: [70-332 Exam Dumps](#), [70-332 Practice Tests](#), [70-332 Practice Exams](#), [70-332 Exam Questions](#), [70-332 PDF](#), [70-332 VCE Free](#), [70-332 Book](#), [70-332 E-Book](#), [70-332 Study Guide](#), [70-332 Braindump](#), [70-332 Prep Guide](#)

Compared Before Buying

Pass4sure	100%
173 Q&As - Practice	180 Q
\$124.99	\$99.99
No Discount	Coupo

QUESTION 41 You are creating a SharePoint site that will be accessed remotely. You need to optimize the SharePoint experience for all mobile devices. What should you configure? A. Custom list views B. Image renditions C. Variations D. Design Manager E. Device channels Answer: E QUESTION 42 You perform the basic configuration of a SharePoint site to support SharePoint apps. You need to configure policy settings for SharePoint apps to ensure that users can browse apps in the Office Store but cannot purchase apps without approval. Which two actions should you perform? (Each correct answer presents part of the solution. Choose two.) A. In Central Administration, configure the Office and SharePoint store settings to restrict app purchases. B.

Purchase and configure a wildcard SSL certificate for the domain from a third-party Trusted Root Certification Authority (CA). C. In Central Administration, specify the URL to the App Catalog site. D. In each site collection, configure the site app permissions to restrict app purchases. E. Restrict the users and groups that have Approve permissions on the App Catalog site. Answer: AC

Explanation: Configure app requests and SharePoint Store settings Farm administrators can determine whether users can purchase apps from the SharePoint Store. This setting is at the web application scope. If users cannot purchase apps, they can still browse the SharePoint Store, and request an app. Farm administrators and the App Catalog site owner can view and respond to app requests. To configure SharePoint Store settings If you want to switch to a different web application, click the down arrow next to the web application URL to change to a different web application. (C) Reference: Manage the App Catalog in SharePoint 2013 QUESTION 43

You are configuring a SharePoint environment to support SharePoint apps for Litware, Inc. The SharePoint servers use a load-balancer for incoming requests. You need to ensure that all connections to the SharePoint servers are secure and encrypted. What should you do? (Each correct answer presents a part of the solution. Choose all that apply.) A. Create a DNS CNAME record forsc.LitwareApps.com. B. Create an SSL certificate for the AppHost.LitwareApps.com domain. C. Create a wildcard SSL

certificate for =c.LitwareApps.com. D. Create a DNS forward lookup zone for the LitwareApps.com domain. E. Create a DNS A record for AppHost.LitwareApps.com that points to the IP address of the load- balancer. Answer: ACDE Explanation: A: You must create a new domain name in Domain Name Services (DNS) to host the apps. To help improve security, the new domain name should not be a subdomain of the domain that hosts the SharePoint sites. Depending on your configuration, you might have to create a new forward lookup zone first, or you can start with a wildcard CNAME entry in the same zone as the SharePoint site domain.

Note: To create a wildcard Alias (CNAME) record for the new domain name 1. Verify that the user account that performs this procedure is a local administrator on the domain controller. 2. In DNS Manager, right-click the name of domain that hosts the SharePoint sites, and then click New Alias (CNAME). 3. In the New Resource Record dialog box, in the Alias name (uses parent domain if left blank) box, type *. followed by the domain name that you want to use for apps. For example, *.ContosoApps.com or *.Contoso-Apps.com. Etc. C: If you are using Secure Sockets Layer (SSL), you must either create an SSL certificate or add the new domain to your existing SSL certificate. * Create an SSL certificate if you are using a different root domain (for example, ContosoApps.com). * Add the new app domain to an existing SSL certificate if you are using the same room domain (for example, Apps.Contoso.com). Either way, the domain should be added in the form of a wildcard (for example, *.contosoapps.com). You need a wildcard certificate instead of individual certificates because each installed app has its own subdomain. Note: * Wildcard DNS should point to the load balancer. Reference: Deployment Guide for Microsoft SharePoint 2013, Configure an environment for apps QUESTION 44

A company uses a data-connected Microsoft Excel workbook to build reports from external data sources. Data is not refreshed when the workbook is displayed in a browser. You need to ensure that users can refresh Excel workbooks that are

QUESTION 44 A company uses a data-connected Microsoft Excel workbook to build reports from external data sources. Data is not refreshed when the workbook is displayed in a browser. You need to ensure that users can refresh Excel workbooks that are

QUESTION 44 A company uses a data-connected Microsoft Excel workbook to build reports from external data sources. Data is not refreshed when the workbook is displayed in a browser. You need to ensure that users can refresh Excel workbooks that are

QUESTION 44 A company uses a data-connected Microsoft Excel workbook to build reports from external data sources. Data is not refreshed when the workbook is displayed in a browser. You need to ensure that users can refresh Excel workbooks that are

displayed in a browser. Which two actions should you perform? (Each correct answer presents a complete solution. Choose two.) A.

Configure the Secure Store service application for the Excel workbook.B. Embed the data connection information directly in the Excel workbook.C. Create a trusted data connection library and add a data connection file.D. Add the document library containing the Excel workbook to the Trusted File Locations list.E. Create a Group Policy Object that adds the SharePoint URL to the Trusted Sites zone in Windows Internet Explorer. Answer: AB

Explanation: To configure Excel Services data access to use embedded data connections, you use the following process: Configure a data access account(A) Create a Secure Store target application(B) Configure a workbook to use an embedded data connectionA: You must create a target application in Secure Store that contains the credentials that you created for data access. This target application can then be specified in data-connected Excel workbooks and will be used by Excel Services when it refreshes data in the workbook.B: Configure a workbook to use an embedded data connection You must configure the Excel Services Authentication Settings in the workbook before you publish it to SharePoint Server 2013. Doing so enables the workbook to use a Secure Store target application to refresh data that is rendered using Excel Services. Use the following procedure to configure the authentication settings.Note:* Excel Services in SharePoint Server 2013 provides three methods of using Secure Store Service to refresh the external data source in a workbook:/ You can use an unattended service account./ You can specify a Secure Store target application in a workbook. (This is known as an embedded connection.)/ You can use an Office Data Connection (ODC) file that specifies a Secure Store target application.This article describes how to do this.Reference: Configure Excel Services data refresh by using external data connections in SharePoint Server 2013 QUESTION 45

A SharePoint deployment includes the content source described in the following table. You need to configure the intranet site content source to return search results without impacting availability. What should you do? A. Add an additional index server to the farm.B. Reset the search index.C. Configure continuous crawling.D. Configure an incremental crawl to run every day.E. Configure an incremental crawl to run every 30 minutes.F. Configure on-demand crawling. Answer: C

QUESTION 46A company named Contoso, Ltd. has a SharePoint 2010 site collection at www.contoso.com. You are preparing to upgrade the site collection to SharePoint 2013. The root site collection has had extensive customizations made to pages by using SharePoint Designer. You need to test the site collection customizations before the upgrade. What should you do? A. Use the visual upgrade feature in preview mode.B. Use the page upgrade feature in preview mode for each customized page.C. Run the Get-SPSite -identity

<http://www.contoso.com> | \$_.GetVisualReport() | Format-Table Windows PowerShell cmdlet.D. Request an upgrade evaluation site collection. Answer: D

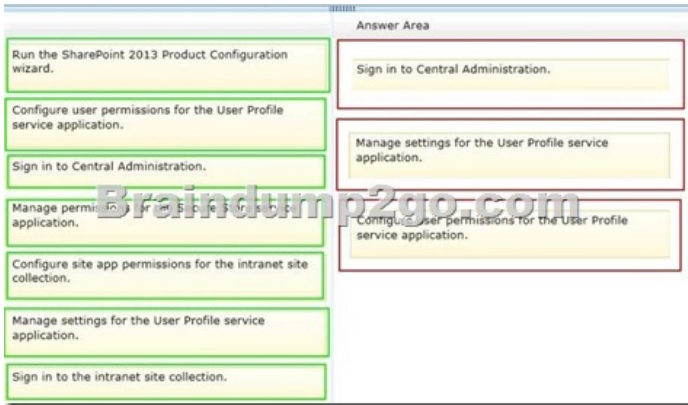
QUESTION 47You are configuring a SharePoint farm in an environment that includes Microsoft Exchange Server 2013. You need to ensure that specified SharePoint users can search the Exchange mailboxes of all employees, place holds on mailbox data, and export mailbox data. What should you do first? A. Define an individual target application in the Secure Store that contains Exchange connection information.B. Configure server-to-server authentication between SharePoint and Exchange.C. Configure alternate access mappings in SharePoint and Exchange.D. Create an external content type for Exchange mailbox information. Answer: B

QUESTION 48A SharePoint 2010 environment contains a Microsoft SQL Server 2008 R2 database instance named SP-SQL that hosts the databases for the farm. You are upgrading the farm to SharePoint 2013. You need to ensure that users can access the unmodified farm contents during the upgrade process.What should you do? A. Run the following Transact-SQL (T-SQL) statement for each content database and service application you plan to upgrade. ALTER DATABASE <database name>SET READ_ONLY;B. Run the following command-line tool for each site collection in the content databases you plan to upgrade. Stsadm -o setsitelock -urKsite collection name> -lock readonlyC. Run the following Windows PowerShell cmdlets for each web application in the SharePoint 2010 farm you plan to upgrade. \$db = Get-SPContentDatabase<web application name> Set-SPContentDatabase\$db -Status OfflineD. Run the following Transact-SQL (T-SQL) statement for each content database and service application you plan to upgrade. EXEC sp_dboption<database name>, "read only", "True"; Answer: A

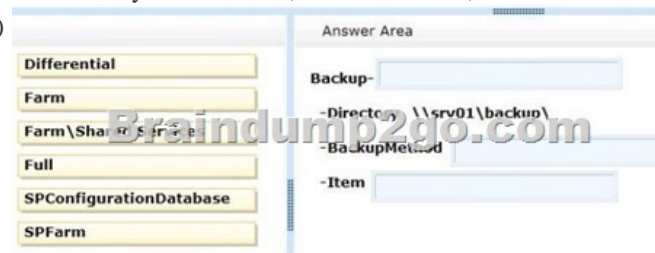
QUESTION 49Drag and Drop QuestionAn organization has an Active Directory Domain Services (AD DS) domain and a SharePoint intranet site. You need to ensure that only members of the AD DS security group named Managers can create personal sites. Which three actions should you perform in sequence? (To answer, move the appropriate actions from the list of actions to the answer area and arrange them in the correct order.)

	Answer Area
Run the SharePoint 2013 Product Configuration wizard.	
Configure user permissions for the User Profile service application.	
Sign in to Central Administration.	
Manage permissions for the User Profile service application.	
Configure site app permissions for the intranet site collection.	
Manage settings for the User Profile service application.	
Sign in to the intranet site collection.	

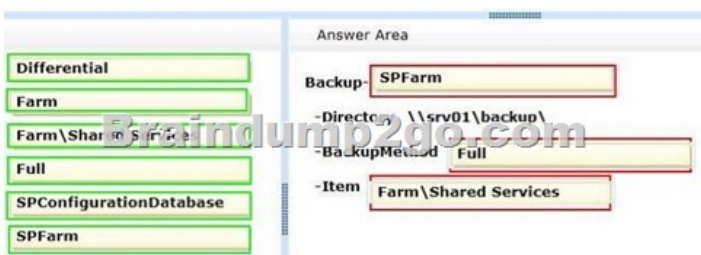
Answer:



Explanation: Box 1: Sign in to Central Administration
 Box 2: Manage settings for the User Profile service application. Box 3: Configure user permissions for the User Profile service application
 Note: * SharePoint Server 2013 includes several changes to the User Profile service application settings in Central Administration to support new My Sites functionality. * Configure permissions for personal and social features. The Manage User Permissions page contains new and updated settings for the User Profile service application. You can select one or more of the following permissions for users and groups that you want to grant permission to personal and social features:
 / Create Personal Site (required for personal storage, newsfeed, and followed content) This permission enables users to create personal sites to store their documents, newsfeed, and followed content.
 / Follow People and Edit Profile This permission enables users to follow people from their My Site and to edit their personal profile.
 / Use Tags and Notes This permission enables users to use the Tags and Notes feature from SharePoint Server 2010.
 Reference: Explore Microsoft SharePoint 2013 QUESTION 50 Drag and Drop Question
 You provision and configure a new SharePoint farm. The farm has not been backed up. You need to use Windows PowerShell to back up all service applications in the farm. How should you build the cmdlet? (To answer, drag the appropriate element to the correct location or locations in the answer area. Each element may be used once, more than once, or not at all. You may need to drag the split bar between panes or scroll to view content.)



Answer:



Explanation: Note: * You can use Windows PowerShell to back up the farm manually or as part of a script that can be run at scheduled intervals. * The Backup-SPFarm cmdlet creates a backup for the entire farm or individual components within the farm. It can also be used to back up just the configuration settings of a farm to be used as a farm template for other SharePoint farms. Syntax: Backup-SPFarm -BackupMethod <String> -Directory <String> [-AssignmentCollection <SPAssignmentCollection>] [-BackupThreads <Int32>] [-ConfigurationOnly <SwitchParameter>] [-Confirm <SwitchParameter>] [-Force <SwitchParameter>] [-Item <String>] [-Percentage <Int32>] [-WhatIf <SwitchParameter>]] * Here we need a full backup, since the farm has not been backed up earlier. * Item Parameter Indicates the part of the farm to back up. Here we should use Farm\Shared Services
 2015 Latest Released Microsoft 70-332 Exam Dumps Free Download From Braindump2go Now! All Questions and Answers are checked again by Braindump2go Experts Team, 100% Real Questions and Correct Answers Guaranteed! Full Money Back Guarantee Show our Confidence in helping you have a 100% Success of Exam 70-332! Just have a try!

Compared Before Buying Microsoft 70-332 PDF & VCE!		
Pass4sure	Braindump2go 100% Pass OR Money Back	Test King
173 Q&As - Practice	180 Q&As – Real Questions	157 Q&As - Practice
\$124.99	\$99.99	971 HKD
No Discount	Coupon Code: BDNT2014	No Discount

<http://www.braindump2go.com/70-332.html>