

## [New Exams!Braindump2go 70-348 Exam PDF Dumps 55Q for 100% Passing 70-348 Exam[Q9-Q16

2017 Sep New 70-348 Exam Dumps with PDF and VCE Free Updated Today! Following are some New 70-348 Questions:1.|2017 New 70-348 Exam Dumps (PDF & VCE) 55Q&As Download: <https://www.braindump2go.com/70-348.html> 2.|2017 New 70-348 Exam Questions & Answers Download: <https://drive.google.com/drive/folders/0B75b5xYLjSSNQmE5bHIFN2I1VXc?usp=sharing>

Q9Your company has had several large projects fail due to cost overruns and the lack of available resources. These projects use an enterprise project type named Large IT Project and use a workflow to govern the approval of the projects. The workflow consists of four phases; Initiate, Plan, Execute, and Close. You need to use Microsoft PPM to compare the value that a new project provides with the cost of implementing the project. Which three configuration changes should you make? Each correct answer presents part of the solution. A. Navigate to PWA Settings Edit the Large IT Project project type, and in the Available Project Detail Page section, add the Strategic Impact form. B. Create a project-level custom field that will be used to enter the total cost of a project. C. Define your company's strategic drivers, and enter them into the Strategic Impact form. D. Create a project-level custom field that will be used to enter the value statements of why this project should be undertaken. E. Define your company's strategic drivers and enter them into the driver library. F. In PWA Settings, edit and then save the stage information. In the Available Project Detail Page section, add the Strategic Impact. Answer: BCE

Q10You are a portfolio manager for an organization that uses Microsoft PPM to manage projects. You plan to implement Power BI. You need to import into Power BI by using the Microsoft Project Online content pack. What should you do? A. In the Power BI Add content pack library, connect to Microsoft PPM by using the URL for the organization. B. In the Power BI Services content pack library, connect to Microsoft PPM using the Microsoft PPM URL for the organization. C. In the Power BI Import or Connect to Data tool, select Databases and more. Then, connect to Microsoft PPM by using the database alias for the organization. D. In the Power BI My Organization content pack library, connect to Microsoft PPM by using the PWA URL for the organization. Answer: A

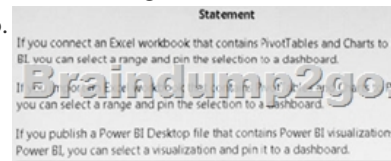
Q11DRAG DROPYou are project manager in your company's PMO. You have permission to manage the Enterprise Global view in Microsoft PPM. Your organization works with many large multiyear projects often managed by more than one project manager. You need to provide an Enterprise Global view that displays the fields necessary for your colleagues to control whether a task is published, who will be responsible for sending the task updates for the task, and who is responsible for approving updates from resources. Which five actions should you perform in sequence? To answer, move the appropriate actions from the list of actions to the answer area and arrange them in the correct order.



Answer:



Q12 Hotspot Question Your organization uses Microsoft PPM and Power BI to manage projects. You create status reports for projects by using Microsoft Excel files and Power BI Desktop. You plan to combine several specific reports into a single Power BI dashboard. For each of the following statements, select Yes if the statement is true. Otherwise, select No.

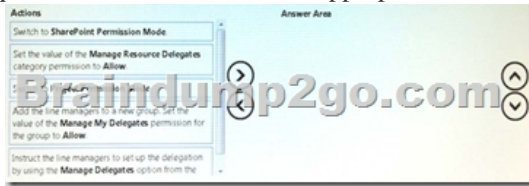


Answer:

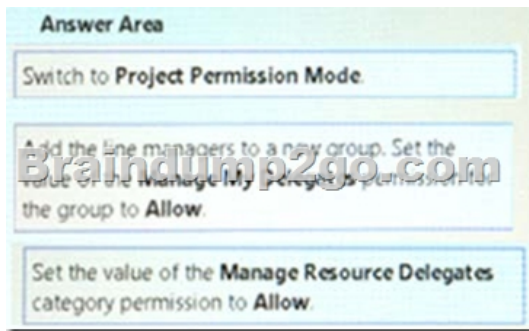


Q13 You are managing an e-commerce portal development project by using Microsoft PPM. In order to communicate the status of your project to your stakeholders, you want to create a real time project status report using Microsoft Excel in Office Online Services. You need to show information about your overall project status and late tasks on your status report. What should you do? A. From the Report tab in Project Pro for Office 365, select the In Progress I Late Tasks report. Save the report as a .pdf file to the designated reports library in PWA. B. From the Project Details view in PWA, change the filter to the Late Tasks filter and copy and paste the tasks into Excel. Save to the designated reports library in PWA. C. From the English folder in the PWA Data Connections library, open the OData Task Data ode data connection file. D. From the Power Query tab in Excel, select the From other sources I From ODBC option to add data to the report. Answer: D

Q14 DRAG DROP You are the Microsoft PPM administrator for a large organization. You need to ensure that line managers can delegate timesheet approvals to their team members. Which three actions should you perform in sequence? To answer, move the appropriate actions from the list of actions to the answer area, and arrange them in the correct order.

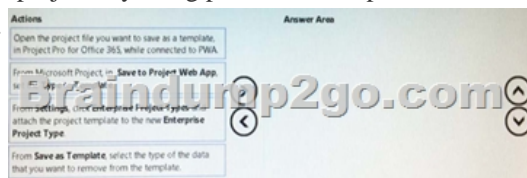


Answer:

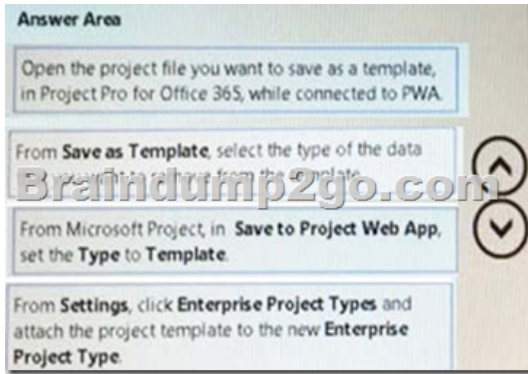


Q15 The SharePoint Farm administrator for a company installs Microsoft PPM and grants you administrative rights for PWA. The PWA instance is accessible at the URL: <https://AppServer/live>. You determine that the client needs to implement a Resource Breakdown Structure (RBS) to provide access to projects. You need to ensure that the RBS is implemented. What should you do first? A. Run the Set-SPPProjectPermissionMode Windows PowerShell cmdlet. B. Ask the SharePoint administrator to run the Sct-SPPProjectPcrmissionMode Windows PowerShell cmdlet. C. From Settings, select Manage Groups. D. From Site Settings, activate the Project Web App Connectivity feature. Answer: A

Q16 DRAG DROP You are the administrator for an organization that uses Microsoft PPM. Users must be able to create projects by using predefined templates. You need to create a new Enterprise Project Template and make it available for users.



Answer:



!!!RECOMMEND!!! 1.|2017 New 70-348 Exam Dumps (PDF & VCE) 55Q&As Download:  
<https://www.braindump2go.com/70-348.html> 2.|2017 New 70-348 Exam Questions & Answers Download: YouTube Video:  
[YouTube.com/watch?v=kLRldcXfn4M](https://www.youtube.com/watch?v=kLRldcXfn4M)