


Microsoft 70-481 Exam Dumps New Updated By Braindump2go Guarantee 100% Success! (61-70)

MICROSOFT OFFICIAL: New Updated 70-481 Exam Questions from Braindump2go 70-481 PDF Dumps and 70-481 VCE Dumps! Welcome to Download the Newest Braindump2go 70-481 VCE&PDF Dumps:
<http://www.braindump2go.com/70-481.html> (122 Q&As) 2015 New Updated 70-481 Exam Dumps Questions and Answers are all from Microsoft Official Exam Center! Some new questions added into this new released 70-481 Dumps! Download 70-481 Exam Dumps Full Version Now and Pass one time! Exam Code: 70-481 Exam Name: Essentials of Developing Windows Store Apps Using HTML5 and JavaScript Certification Provider: Microsoft Corresponding Certifications: MCSD, MCSD: Windows Store Apps Keywords: 70-481 Dumps, 70-481 Free Exam Questions, 70-481 VCE, 70-481 Dumps PDF, 70-481 Study Guide, 70-481 Essentials of Developing Windows Store Apps Using HTML5 and JavaScript

Microsoft Essentials of Developing Windows Store Apps Using HTML5 and JavaScript: 70-481



Product Description Exam Number/Code: 70-481

Exam Number/Code: 70-481

"Microsoft Essentials of Developing Windows Store Apps using HTML5 and JavaScript" known as 70-481 exam, is a Microsoft Certification. With the complete questions and answers, Braindump2go has assembled to take you through 122 Exam preparation. In the 70-481 exam resources, you will cover everything you need to know for your Microsoft Others Microsoft Certification helping to ready you for your certification.

Free Demo Download

Braindump2go offers free demo for 70-481 exam (Microsoft Essentials of Developing Windows Store Apps using HTML5 and JavaScript). You can check out the usability of our practice exams before you decide to buy it.

Printable PDF Premium VCE + VCE Simulator

Questions and Answers : 122 Q&As
Updated: Sep 14, 2015
\$429.99 **\$99.99**

[PDF DEMO](#)

[CHECK OUT](#)

QUESTION 61 You are developing a Windows Store app that uses a fluid layout for all user interface elements. You need to ensure that app elements are styled appropriately based on the size and orientation of the app on the screen. Which media feature should you evaluate? A. -ms-application-state B. -resolution C. -ms-view-state D. -aspect-ratio Answer: C

QUESTION 62 Drag and Drop Question You are developing a Windows Store travel-planning app. An array named dataArray stores information about travel categories. The array is defined in the following code:

```
(function () {  
    "use strict";  
  
    var dataArray = [  
        { title: "Cars", picture: "/images/cars.png" },  
        { title: "Cruises", picture: "/images/cruises.png" },  
        { title: "Flights", picture: "/images/flights.png" },  
        { title: "Hotels", picture: "/images/hotel.png" },  
        { title: "Packages", picture: "/images/packages.png" }  
    ];  
  
    var dataList = new WinJS.Binding.List(dataArray);  
    var publicMembers =  
    {  
        itemList: dataList  
    };  
    WinJS.Namespace.define("Travel", publicMembers);  
})();
```

The app must display the title and image for each travel category in a ListView control. You need to define the HTML for the ListView control. How should you complete the HTML? (To answer, drag each appropriate attribute or object to the correct location or locations in the answer area. Each attribute or object may be used once, more than once, or not at all. You may need to drag the split bar between panes or scroll to view content.)



The screenshot shows a drag-and-drop interface for defining HTML for a ListView control. On the left, there is a list of attributes and objects: WinJS.Binding.Template, data-win-bind="src: picture", data-win-options="itemDataSource", WinJS.UI.ListView, data-win-control="Image", data-win-control="ImageDetail", and data-win-control="ImageDetail". On the right, there is a template structure with a split bar between panes. The structure is as follows:

```
<div id="myTemplate">  
  <data-win-control="Image">  
    <div class="regularListIconTextItem">  
      <img class="regularListIconTextItem-Image">  
      <div class="regularListIconTextItem-Detail">  
      </div>  
    </div>  
</div>  
<div id="myListView">  
  <data-win-control="Image">  
  <data-win-control="ImageDetail">  
  <itemDataSource : Travel.itemList.dataSource,&br/>  itemTemplate: select('#myTemplate') >>  
</div>
```

Answer:

```

<div id="myTemplate"
  data-win-control="WinJS.Binding.Template" >
  <div class="regularListIconTextItem">
    <img data-win-bind="src: picture"
      class="regularListIconTextItem-Image" >
    <div class="regularListIconTextItem-Detail">
      </div>
    </div>
  </div>
<div id="myListView"
  data-win-control="WinJS.UI.ListView"
  data-win-options="
    {itemDataSource : Travel.itemList.dataSource,
    itemTemplate: select('#myTemplate') }">
  </div>
    
```

QUESTION 63 You are developing a Windows Store app. You need to ensure that unauthenticated users are redirected to the login screen when they attempt to navigate to secure pages. Which navigation member should you use? A. canGoBack B. onbeforenavigate C. canGoForward D. onnavigated Answer: B

QUESTION 64 You are developing a Windows Store app. Users must be able to initiate searches by using the Search charm. The app must display the search text in a DIV element named searchBox. You need to add code to meet this requirement. Which code segment should you add?

```

A WinJS.Application.onsearch = function (event) {
  var searchDiv = document.getElementById("searchBox");
  searchDiv.innerText = "User Searching For: " + event.detail.queryText;
};

B WinJS.Application.onactivated = function (event) {
  if (event.detail.kind === Windows.ApplicationModel.Activation.ActivationKind.search) {
    var searchDiv = document.getElementById("searchBox");
    searchDiv.innerText = "User Searching For: " + event.detail.queryText;
  }
};

C WinJS.Application.onactivated = function (event) {
  if (event.detail.kind === Windows.ApplicationModel.Activation.ActivationKind.search) {
    var searchDiv = document.getElementById("searchBox");
    searchDiv.innerText = "User Searching For: " + event.detail.queryText;
  }
};

D WinJS.Application.onactivated = function (event) {
  if (event.detail.kind === Windows.ApplicationModel.Activation.ActivationKind.search) {
    var searchDiv = document.getElementById("searchBox");
    searchDiv.innerText = "User Searching For: " + event.detail.queryText;
  }
};
    
```

A. Option AB. Option BC. Option CD. Option D Answer: B

QUESTION 65 You are developing two Windows Store apps named CameraApp and PhotoAlbum. The apps must meet the following requirements:- CameraApp must have access to images on the local computer on which CameraApp is running.- PhotoAlbum must be able to access the images from CameraApp. You need to configure the deployment package settings for both apps to ensure that the requirements are met. What should you do? A. Add the URI of CameraApp to the Content URIs list for PhotoAlbum, and add the URI of PhotoAlbum to the Content URIs list for CameraApp. B. Add the Pictures Library setting to the list of capabilities for PhotoAlbum, and add the Share Target setting to the list of declarations for PhotoAlbum. C. Add the ShareTarget setting to the list of declarations for PhotoAlbum, and add the Pictures Library setting to the list of capabilities for CameraApp. D. Add the Pictures Library setting to the list of declarations for CameraApp, and add the Share Target setting to the list of capabilities for PhotoAlbum. Answer: C

QUESTION 66 You are developing a Windows Store app. The app includes a handler for the datarequested event. A portion of the code for the event handler is shown in the following code segment:

```

01 function onDataRequested(e) {
02   e.request.data.properties.title = "Order #12345";
03   e.request.data.properties.description = "Track your order";
04   e.request.data.properties.url = "http://www.contoso.com/Order-12345";
05
06 }
    
```

The app must meet the following requirements:- The app must share an order tracking link with target apps.- The app must share URI-type data only. You need to ensure that the app meets the requirements. Which code segment should you insert at line 05?

```

A e.request.data.properties.url = "http://www.contoso.com/Order-12345";
B e.request.data.properties.url = "http://www.contoso.com/Order-12345";
C e.request.data.properties.url = "http://www.contoso.com/Order-12345";
D var link = "http://www.contoso.com/Order-12345";
  e.request.data.properties.url = link;
    
```

A. Option AB. Option BC. Option CD. Option D Answer: C

QUESTION 67 You are developing a Windows Store app. You need to ensure that the app logs pages that are viewed by the user. Which navigation member should you use? A. onnavigated B. canGoForward C. canGoBack D. onbeforenavigate Answer: A

QUESTION 68 Drag and Drop Question You are developing a Windows Store app. The app allows users to browse contacts from a social networking site. The app has the following requirements:-

The user must be able to select more than one contact at a time. - The app must display all of the details for the selected contacts. You need to ensure that the requirements are met. Which code segments should you use? (To answer, drag the appropriate code segments to the correct locations in the answer area. Each code segment may be used once, more than once, or not at all. You may need to drag the split bar between panes or scroll to view content.)



Answer:



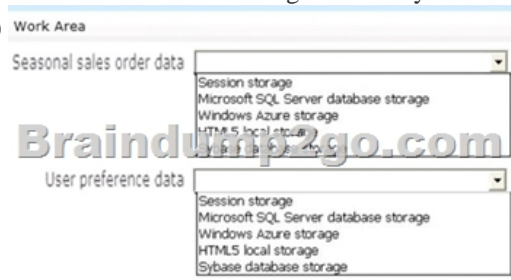
QUESTION 69 Hotspot Question You are developing a Windows Store app. You need to ensure that a remote file is updated when the app is activated. Which code segment should you use? (To answer, select the correct option from the drop-down list in the answer area.)



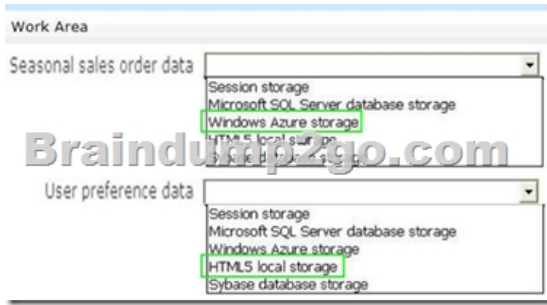
Answer:



QUESTION 70 Hotspot Question You are developing a Windows Store app for purchasing school supplies. The app has the following storage requirements: - Inventory data must be accessible to the app and over the Internet to external suppliers. - Suppliers will access the data over HTTP by using OData. - App storage for the high volume sales periods must be able to scale rapidly, but at the lowest possible cost. - Color preferences for the user must be stored on the host device. You need to choose the appropriate data access strategy for each requirement. Which data access strategies should you use? (To answer, select the correct option from each drop-down list in the answer area.)




Answer:



Braindump2go New Released 70-481 Dumps PDF are Now For Free Download, 122 Latest Questions, Download It Right Now and Pass Your Exam 100%:

Microsoft Essentials of Developing Windows Store Apps using HTML5 and JavaScript: 70-481



Product Description Exam Number/Code: 70-481

Exam Number/Code: 70-481

"Microsoft Essentials of Developing Windows Store Apps using HTML5 and JavaScript", also known as 70-481 exam, is a Microsoft Certification. With the complete collection of questions and answers, Braindump2go has assembled to take you through 122 Q&As to your 70-481 Exam preparation. In the 70-481 exam resources, you will cover every field and category in Microsoft Others Microsoft Certification helping to ready you for your successful Microsoft Certification.

Questions and Answers : 122 Q&As

Updated: Sep 14, 2015

~~\$129.99~~ **\$99.99**

[PDF DEMO](#)

[CHECK OUT](#)

Printable PDF **Premium VCE + VCE Simulator**

FREE DOWNLOAD: Latest 70-481 PDF Dumps & VCE Dumps from Braindump2go:
[http://www.braindump2go.com/70-481.html\(122Q&As\)](http://www.braindump2go.com/70-481.html(122Q&As))