


## Latest Braindump2go Microsoft 70-497 Exam Dumps In VCE Format (1-10)

MICROSOFT NEWS: 70-497 Exam Questions has been Updated Today! Get Latest 70-497 VCE and 70-497 PDF Instantly! Welcome to Download the Newest Braindump2go 70-497 VCE&70-497 PDF Dumps: <http://www.braindump2go.com/70-497.html> (106 Q&As) Try 2015 Latet Updated 70-497 Practice Exam Questions and Answers, Pass 70-497 Actual Test 100% in 2015 New Year! Braindump2go Latest released Free Sample 70-497 Exam Questions are shared for instant download! Braindump2go holds the confidence of 70-497 exam candiates with Microsoft Official Guaranteed 70-497 Exa Dumps Products! 106 New Updated Questions and Answers! 2015 Microsoft 70-497 100% Success! Exam Code: 70-497Exam Name: Software Testing with Visual Studio 2012 Certification Provider: MicrosoftCorresponding Certifications: MCSD, MCSD: Application Lifecycle Management70-497 Dumps,70-497 Exam Questions,70-497 VCE,70-497 PDF,70-497 Book,70-497 Study Material,70-497 Free Dumps,70-497 Dumps PDF,70-497 Certification,70-497 Software Testing with Visual Studio 2012,70-497 Exam Dumps,70-497 Exam Prep,70-497 Braindump,70-497 Practice Test,70-497 Practice Exam

### Microsoft Software Testing with Visual Studio 2012: 70-497



**Product Description Exam Number/Code: 70-497**

**Exam Number/Code: 70-497**

"Microsoft Software Testing with Visual Studio 2012", also known as 70-497 exam, is a Microsoft Certification. With the complete collection of questions and answers, Braindump2go has assembled to take you through 106 Q&As to your 70-497 Exam preparation. In the 70-497 exam resources, you will cover every field and category in Microsoft MCTS helping to ready you for your successful Microsoft Certification.

**Free Demo Download**

Braindump2go offers free demo for 70-497 exam (Microsoft Software Testing with Visual Studio 2012). You can check out the interface, question quality and usability of our practice exams before you decide to buy it.

Questions and Answers : 106 Q&As  
Updated: Nov 2, 2015  
~~\$429.99~~ **\$99.99**

[PDF DEMO](#)

[CHECK OUT](#)

**Printable PDF**  **Premium VCE + VCE Simulator**

QUESTION 1 Drag and Drop Question You are using Microsoft Test Manager (MTM) to manage customer service bug reports. A customer has reported a problem and provided documentation of the steps to reproduce the problem. You need to use exploratory testing to create a bug and associate the bug to a new test. What should you do? (To answer, move the five appropriate actions from the list of actions to the answer area and arrange them in the correct order.)

	Answer Area
From the test case, use the <b>Save and create bug</b> option to create and associate a bug to the test case.	
Add a title and, optionally, edit the new bug.	
Start an exploratory test session and perform the steps to reproduce the bug.	
From the bug, use the <b>Save and create test</b> option to create the test case.	
From the exploratory test window, create a test case.	
From the exploratory test window, create a bug.	
Add a title and, optionally, edit the new test case.	

Answer:

	Answer Area
From the test case, use the <b>Save and create bug</b> option to create and associate a bug to the test case.	Start an exploratory test session and perform the steps to reproduce the bug.
Add a title and, optionally, edit the new bug.	From the exploratory test window, create a bug.
Start an exploratory test session and perform the steps to reproduce the bug.	From the bug, use the <b>Save and create test</b> option to create the test case.
From the bug, use the <b>Save and create test</b> option to create the test case.	From the exploratory test window, create a test case.
From the exploratory test window, create a test case.	From the exploratory test window, create a bug.
From the exploratory test window, create a bug.	Add a title and, optionally, edit the new test case.
Add a title and, optionally, edit the new test case.	

QUESTION 2 You are using Microsoft Test Manager (MTM). You plan to reduce the maintenance of test suites. You need to create test suites for which the test cases are automatically added. What are two possible types of test suites that achieve this goal? (Each correct answer presents a complete solution. Choose two.) A. Exploratory-based B. Static C. Query-based D. Requirements-based Answer: C Explanation: C: Query-based suites show the results of a query that you define. For example, you could select all the test cases that have Priority = 1. D: Requirements-based suites are derived from Product Backlog Items, User Stories, or other requirements. The suite contains all the test cases that are linked to its requirement. This type helps you track how well each requirement has been tested. QUESTION 3 You are using Microsoft Test Manager (MTM). You have a large list of

existing test plans that are obsolete. These test plans should be kept for historical purposes. When testers click on the Home button to select a test plan, the list is too long to easily navigate. You need to show only the test plans that are currently being used. What should you do?

A. In the Test Plan Manager view, right-click each obsolete test plan and select Hide.  
B. In the Test Plan Manager view, for each obsolete test plan select Delete test plan.  
C. In the test plan Properties, change the State to Inactive for each obsolete test plan.  
D. In the Test Plan Manager view, right-click each obsolete test plan and select Close.  
E. In the test plan Properties, change the State to Closed for each obsolete test plan.

Answer: C  
Explanation: If you do not want to delete a test plan and its associated test suites and test results, you can change the state of the test plan to inactive.

QUESTION 4 You are using Microsoft Test Manager (MTM). You are using the Microsoft Solution Framework (MSF) for Agile Software Development process template. You have created a test plan named Validate\_User\_Registration that contains test cases for validating new user registrations. All the user stories for the new user registration feature have been stored as work items in Team Foundation Server 2012. You need to associate the user registration user stories with the test cases in the Validate\_User\_Registration test plan. What should you do?

A. Open the test plan. Use the Add requirements function to add the user registration requirements.  
B. Open the test cases. Upload the user registration requirements document as an attachment.  
C. Open the test cases. From the Tested User Stories tab, link the test case to the associated user stories.  
D. Open the test plan. Link the user registration requirements document to the test plan.

Answer: C  
QUESTION 5 You are using Microsoft Test Manager (MTM). You plan to redesign a group of test cases that have similar steps but test for different conditions. You need to make the test cases easy to maintain. What should you do?

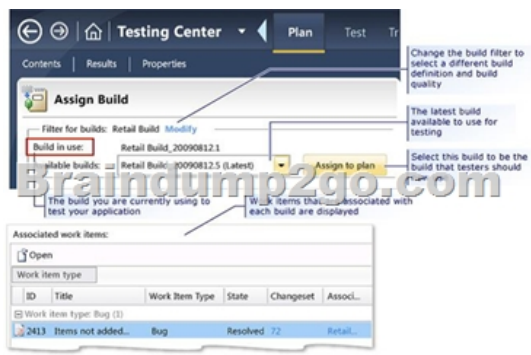
A. Create a shared steps work item from the Shared Steps Manager view for every test case in the group and replace the test steps in the appropriate test case.  
B. Convert the manual test cases to automated tests.  
C. Open a test case, create a shared steps work item from the recurring test steps, and reuse this shared steps work item for the other test cases in the group.  
D. Find recurring test steps in the test cases and use them to create new test cases. Replace the recurring test steps with a reference to the new test cases.

Answer: C  
Explanation: - When you plan manual tests there are some sequences of steps, such as logging in, that occur in many test cases. To avoid having to enter these sequences again and again, create shared steps. - Create shared steps While you're editing a test case, select a sequence of steps that you want to share. The steps you selected are replaced with a link to the new shared steps work item. - Use shared steps Now you can use the shared steps in another test case. Reference: Share steps between test cases

QUESTION 6 You are using Microsoft Test Manager (MTM). Your development team is using Team Foundation Server (TFS) 2012 to associate requirements with source code and to automate builds. Your team has been testing against an old build. You want to assign a more recent automated build to the test plan. You need to review the requirements that have been affected between the current build and the new build before assigning it to your test plan. What should you do?

A. In the Properties View of the Plan activity, click Modify the Build In Use. Select the appropriate build in the Available builds. Review the Associated work items between selected builds list.  
B. Set up a check-in policy that will force an association of a work item to the changeset.  
C. In the Assign Build view of the Track tab, click Modify. In Filter for builds, select the appropriate build to preview the list of work items.  
D. In the Queries view of the Track activity, create a custom query that lists all requirements that have the Fixed in Build field set to the new build. Run the build and review the results.

Answer: A  
Explanation: To select from the build candidates that you want to consider using for your test plan, you have to select a build filter for your test plan. After you have selected the build you are currently using to test, you can select a later build to see which work items have been associated with each of the builds between these two selected builds, as shown in the following illustration.

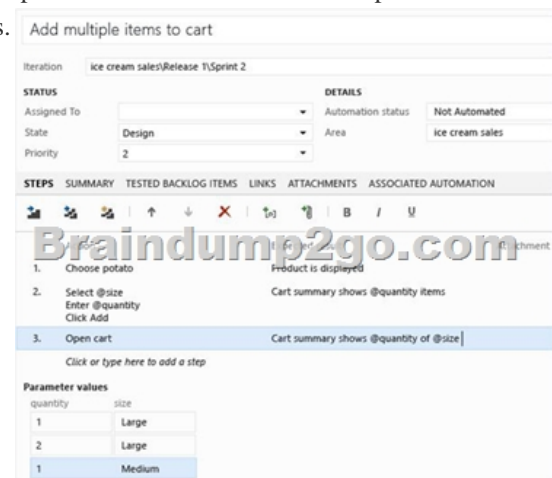


Reference: Determining Which Builds Have Bug Fixes, New Features, or Requirements

QUESTION 7 You are using Microsoft Test Manager (MTM). You have test cases that use a shared steps work item. You plan to replace the shared steps work item with a new implementation. You need to find the test cases that are using that shared steps work item. What are two possible features you could use to achieve this goal? (Choose two. Each answer choice provides a complete solution.)

A. A Direct Links query  
B.

Shared Steps ManagerC. The TCM.exe utilityD. The WitAdmin.exe utility Answer: AExplanation: A: Link Type: Predecessor-Successor (Dependency topology)- Track tasks that must be completed before others can be started. When you plan work using Project, linked tasks are represented as predecessor-successor links in TFS.- Support one-to-many relationships.- Find and view predecessor work items and their successor work items in a two-tiered, direct links query view.B: Q: Can I find all my shared steps, and all the test cases where they are used?A: Yes. Open Microsoft Test Manager and look under Organize, Shared Steps Manager.Incorrect: not C: the TCM.exe command-line application. This command-line isn't intended to be an alternative for everything you can do in Microsoft Test Manager (MTM) but rather to fill some gaps and enable some of the less common scenarios that still may be important for some testers. Not D: You can change how you track your team's progress by creating and customizing objects that track work items. By using the witadmin command-line tool, you can create, delete, import, and export objects such as categories, global lists, global workflow, types of links, and types of work items. You can also permanently delete types of work item types, and you can delete, list, or change the attributes of fields in work item. QUESTION 8 You are using Microsoft Test Manager (MTM). You are using the Microsoft Solution Framework (MSF) for Agile Software Development process template. You plan to validate that all the user stories for the current iteration will be covered by your testing efforts. You need to create test suites that will allow you to validate user story test coverage. Which type of test suites should you create? A. Query-based B. Feature-based C. Requirements-based D. Static Answer: C Explanation: A good way to start a test plan is to add user stories, product backlog items, or other requirements to it. A requirement appears in the test plan as a special type of test suite ? that is, a container for test cases. When you add or create test cases in a requirements suite, they become linked to the requirement so that you can easily track which requirements have been successfully tested as their implementation progresses. Reference: Creating Tests for Product Backlog Items, User Stories, or Requirements QUESTION 9 You are a test developer using Microsoft Test Manager (MTM). The test you are developing has a two validation steps that use a parameter named TotalPrice. The feature associated with TotalPrice has changed, making the parameter and the first validation step unnecessary. The second validation step requires a new parameter named Price. You need to delete the TotalPrice parameter, along with its data values, and add the Price parameter to the second validation step. What should you do? A. Delete the two validation steps and the TotalPrice parameter, and then delete the parameter values for TotalPrice. B. Delete the first validation step and insert the Price parameter into the second validation step. C. Delete the first validation step and rename TotalPrice to Price in the second validation step. D. Delete the first validation step and insert the Price parameter into the Action column of the second validation step. Answer: C Explanation: On the STEPS tab, click Edit with Microsoft Test Manager to define the action and validation steps and parameters to be performed as part of the test. QUESTION 10 You are a test developer using Microsoft Test Manager (MTM). You are developing a test case that must be run multiple times with different input values for a specific field each time. You have a list of values that will be used for the input. You need to modify the test to enter each value into the field. What should you do? A. Insert a parameter into the Action column of the test step and enter the input values into the Parameter Values pane. B. Insert a parameter into the Expected Results column of the test step and enter the input values into Parameter values pane. C. Insert a parameter into the Action column of the test step. D. Create test steps for each input value in the Action column. Answer: A Explanation: Add parameters to a test case Create a parameter by typing a name preceded by "@" in the actions and expected results of your test steps.



Note: When you write a manual test, you often want to specify that the test should be repeated several times with different test data. For example, if your users can add different quantities of a product to a shopping cart, then you want to check that a quantity of 200 works just as well as a quantity of 1. To do this, you insert parameters in your test steps. Along with the test steps, you provide a

table of parameter values. Reference: Repeat a test with different data Thanks For Trying Braindump2go Latest Microsoft 70-497 Dumps Questions! Braindump2go Exam Dumps ADVANTAGES: ? 100% Pass Guaranteed Or Full Money Back! ? Instant Download Access After Payment! ? One Year Free Updation! ? Well Formated: PDF, VCE, Exam Software! ? Multi-Platform capabilities ? Windows, Laptop, Mac, Android, iPhone, iPod, iPad. ? Professional, Quick, Patient IT Expert Team 24/7/3106 Onlinen Help You! ? We served more than 35,000 customers all around the world in last 5 years with 98.99% PASS RATE! ? Guaranteed Secure Shopping! Your Transcations are protected by Braindump2go all the time! ? Pass any exams at the FIRST try!

Microsoft Software Test



Questions and Answers : 106 Q&As  
Updated: Nov 2, 2015  
~~\$129.99~~ **\$99.99**  
[PDF DEMO](#)  
[CHECK OUT](#) [Printa](#)

FREE DOWNLOAD: NEW UPDATED 70-497 PDF Dumps & 70-497 VCE Dumps from Braindump2go:  
<http://www.braindump2go.com/70-497.html> (106 Q&A)