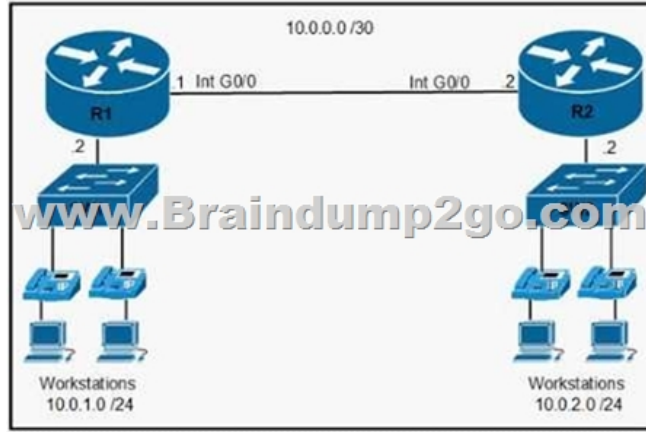
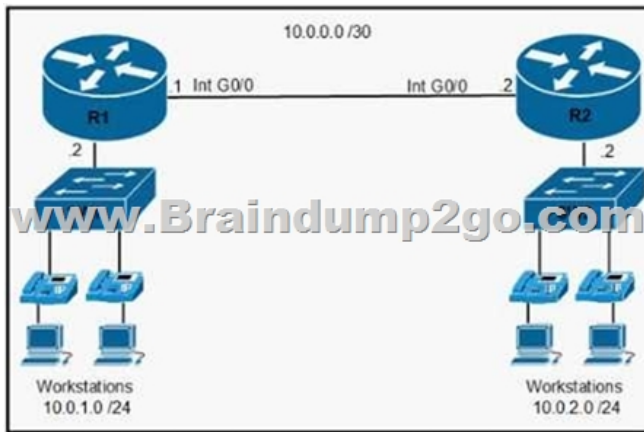


[June-2022Braindump2go 200-301 PDF Dumps and 200-301 VCE Dumps Instant Download[Q668-Q683

June/2022 Latest Braindump2go 200-301 Exam Dumps with PDF and VCE Free Updated Today! Following are some new 200-301 Real Exam Questions!
QUESTION 668 Refer to the exhibit. Which change to the configuration on Switch2 allows the two switches to establish an EtherChannel?

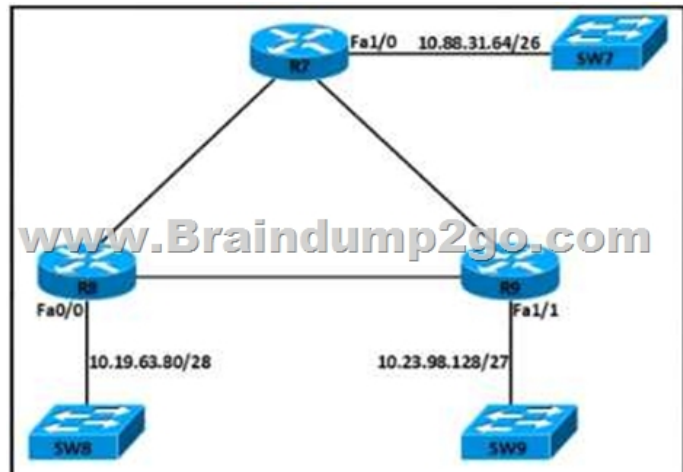


- A. Change the protocol to EtherChannel mode on.
 - B. Change the LACP mode to active.
 - C. Change the LACP mode to desirable.
 - D. Change the protocol to PAqP and use auto mode.
- Answer: B
- QUESTION 669** Refer to the exhibit. An engineer is asked to configure router R1 so that it forms an OSPF single-area neighbor relationship with R2. Which command sequence must be implemented to configure the router?



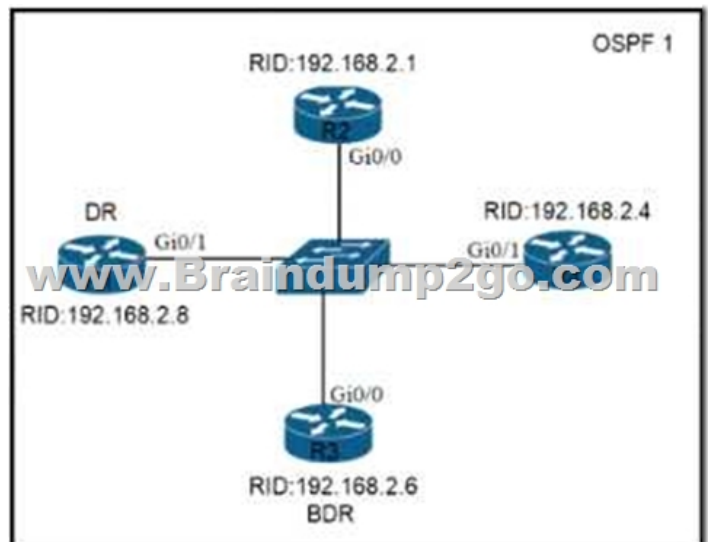
- router ospf 10
network 10.0.0.0 0.0.0.3 area 0
network 10.0.2.0 0.0.0.255 area 0
- router ospf 10
network 10.0.0.0 0.0.0.3 area 0
network 10.0.1.0 0.0.0.255 area 0
- router ospf 100
network 10.0.0.0 0.0.0.3 area 0
network 10.0.2.0 255.255.255.0 area 0
- router ospf 100
network 10.0.0.0 0.0.0.252 area 0
network 10.0.1.0 0.0.0.255 area 0

A. Option AB. Option BC. Option CD. Option D
Answer: B
QUESTION 670 What is a function performed by a web server?
A. provide an application that is transmitted over HTTP
B. send and retrieve email from client devices
C. authenticate and authorize a user's identity
D. securely store files for FTP access
Answer: A
QUESTION 671 What is the collapsed layer in collapsed core architectures?
A. core and WAN
B. access and WAN
C. distribution and access
D. core and distribution
Answer: D
QUESTION 672 Which set of 2.4 GHz nonoverlapping wireless channels is standard in the United States?
A. channels 2, 7, 9, and 11
B. channels 1, 6, 11, and 14
C. channels 2, 7, and 11
D. channels 1, 6, and 11
Answer: D
QUESTION 673 An engineer is installing a new wireless printer with a static IP address on the Wi-Fi network. Which feature must be enabled and configured to prevent connection issues with the printer?
A. client exclusion
B. passive client
C. DHCP address assignment
D. static IP tunneling
Answer: C
QUESTION 674 Refer to the exhibit. Each router must be configured with the last usable IP address in the subnet. Which configuration fulfills this requirement?




```
R7#  
interface FastEthernet1/0  
ip address 10.88.31.126 255.255.255.240  
  
R8#  
interface FastEthernet0/0  
ip address 10.19.63.94 255.255.255.192  
  
R9#  
interface FastEthernet1/1  
ip address 10.23.98.158 255.255.255.248  
  
R7#  
interface FastEthernet1/0  
ip address 10.88.31.127 255.255.255.240  
  
R8#  
interface FastEthernet0/0  
ip address 10.19.63.95 255.255.255.192  
  
R9#  
interface FastEthernet1/1  
ip address 10.23.98.159 255.255.255.248  
  
R7#  
interface FastEthernet1/0  
ip address 10.88.31.126 255.255.255.192  
  
R8#  
interface FastEthernet0/0  
ip address 10.19.63.94 255.255.255.240  
  
R9#  
interface FastEthernet1/1  
ip address 10.23.98.158 255.255.255.224  
  
R7#  
interface FastEthernet1/0  
ip address 10.88.31.127 255.255.255.192  
  
R8#  
interface FastEthernet0/0  
ip address 10.19.63.95 255.255.255.240  
  
R9#  
interface FastEthernet1/1  
ip address 10.23.98.159 255.255.255.224
```

A. Option AB. Option BC. Option CD. Option D
Answer: C
QUESTION 675
Refer to the exhibit. All routers in the network are configured R2 must be the DR. After the engineer connected the devices, R1 was elected as the DR. Which command sequence must be configured on R2 to be elected as the DR in the network?



- R2(config)#interface gi0/0
R2(config-if)#ip ospf priority 1
- R2(config)#interface gi0/0
R2(config-if)#ip ospf priority 100
- R2(config)#router ospf 1
R2(config-router)#router-id 10.100.100.100
- R2(config)#router ospf 1
R2(config-router)#router-id 192.168.2.7

A. Option AB. Option BC. Option CD. Option D
 Answer: B
 QUESTION 677 Refer to the exhibit. Routers R1 and R2 have been configured with their respective LAN interfaces. The two circuits are operational and reachable across WAN. Which command set establishes failover redundancy if the primary circuit goes down?




- R1(config)#ip route 10.10.13.10 255.255.255.255 10.10.10.2
R2(config)#ip route 192.168.0.100 255.255.255.255 10.10.10.1
- R1(config)#ip route 0.0.0.0 0.0.0.0 10.10.10.6 2
R2(config)#ip route 0.0.0.0 0.0.0.0 10.10.10.5 2
- R1(config)#ip route 10.10.13.10 255.255.255.255 10.10.10.6
R2(config)#ip route 192.168.0.100 255.255.255.255 10.10.10.5
- R1(config)#ip route 0.0.0.0 0.0.0.0 10.10.10.6
R2(config)#ip route 0.0.0.0 0.0.0.0 10.10.10.5

A. Option AB. Option BC. Option CD. Option D
 Answer: B
 QUESTION 678 What is the MAC address used with VRRP as a virtual address?
 A. 00-00-0C-07-AD-89B. 00-00-5E-00-01-0aC. 00-07-C0-70-AB-01D. 00-C6-41-93-90-91
 Answer: B
 QUESTION 679 Which port type supports the spanning-tree portfast command without additional configuration?
 A. access ports B. Layer 3 main Interfaces C. Layer 3 subinterfaces D. trunk ports
 Answer: A
 QUESTION 680 Which type of traffic is sent with pure IPsec?
 A. broadcast packets from a switch that is attempting to locate a MAC address at one of several remote sites
 B. multicast traffic from a server at one site to hosts at another location
 C. spanning-tree updates between switches that are at two different sites
 D. unicast messages from a host at a remote site to a server at headquarters
 Answer: D
 QUESTION 681 Refer to the exhibit. A packet is being sent across router R1 to host 172.163.3.14. To which destination does the router send the packet?

```
R1# show ip route | begin gateway
Gateway of last resort is 209.165.200.246 to network 0.0.0.0
S* 0.0.0.0/0 [1/0] via 209.165.200.246, Serial0/1/0
   is directly connected, Serial0/1/0
   172.16.0.0/16 is variably subnetted, 2 subnets, 2 masks
S 172.16.3.0/24 [1/0] via 207.165.200.250, Serial0/0/0
C 172.16.3.0/24 [1/0] via 207.165.200.250, Serial0/0/0
C 207.165.200.244/30 is directly connected, Serial0/1/0
L 207.165.200.245/32 is directly connected, Serial0/1/0
C 207.165.200.248/30 is directly connected, Serial0/0/0
L 207.165.200.249/32 is directly connected, Serial0/0/0
C 207.165.200.252/30 is directly connected, Serial0/0/1
L 207.165.200.253/32 is directly connected, Serial0/0/1
```

A. 207.165.200.246 via Serial0/1/0B. 207.165.200.254 via Serial0/0/1C. 207.165.200.254 via Serial0/0/0D.
207.165.200.250 via Serial0/0/0Answer: BQUESTION 683Lab Simulation 1Refer to the exhibit.



Guidelines This is a lab item in which tasks will be performed on virtual devices.- Refer to the Tasks tab to view the tasks for this lab item- Refer to the Topology tab to access the device console(s) and perform the tasks.- Console access is available for all required devices by clicking the device icon or using the tab(s) above the console window.- All necessary preconfigurations have been applied.- Do not change the enable password or hostname for any device.- Save your configurations to NVRAM before moving to the next item.- Click Next at the bottom of the screen to submit this lab and move to the next question- When Next is clicked, the lab closes and cannot be reopened IP connectivity between the three routers is configured. OSPF adjacencies must be established.

1. Configure R1 and R2 Router IDs using the interface IP addresses from the link that is shared between them.
2. Configure the R2 links with a max value facing R1 and R3. R2 must become the DR. R1 and R3 links facing R2 must remain with the default OSPF configuration for DR election. Verify the configuration after clearing the OSPF process.
3. Using a host wildcard mask, configure all three routers to advertise their respective Loopback1 networks.
4. Configure the link between R1 and R3 to disable their ability to add other OSPF routers.

Answer: on R1 conf terminal interface Loopback0 ip address 10.10.1.1 255.255.255.255! interface Loopback1 ip address 192.168.1.1 255.255.255.0! interface Ethernet0/0 no shut ip address 10.10.12.1 255.255.255.0 ip ospf 1 area 0 duplex auto! interface Ethernet0/1 no shut ip address 10.10.13.1 255.255.255.0 ip ospf 1 area 0 duplex auto! router ospf 1 router-id 10.10.12.1 network 10.10.1.1 0.0.0.0 area 0 network 192.168.1.0 0.0.0.255 area 0! copy run star-----On R2 conf terminal interface Loopback0 ip address 10.10.2.2 255.255.255.255! interface Loopback1 ip address 192.168.2.2 255.255.255.0! interface Ethernet0/0 no shut ip address 10.10.12.2 255.255.255.0 ip ospf priority 255 ip ospf 1 area 0 duplex auto! interface Ethernet0/2 no shut ip address 10.10.23.2 255.255.255.0 ip ospf priority 255 ip ospf 1 area 0 duplex auto! router ospf 1 network 10.10.2.2 0.0.0.0 area 0 network 192.168.2.0 0.0.0.255 area 0! copy runs start-----On R3 conf terminal interface Loopback0 ip address 10.10.3.3 255.255.255.255! interface Loopback1 ip address 192.168.3.3 255.255.255.0! interface Ethernet0/1 no shut ip address 10.10.13.3 255.255.255.0 ip ospf 1 area 0 duplex auto! interface Ethernet0/2 no shut ip address 10.10.23.3 255.255.255.0 ip ospf 1 area 0 duplex auto! router ospf 1 network 10.10.3.3 0.0.0.0 area 0 network 192.168.3.0 0.0.0.255 area 0! copy run start! Resources From: 1. 2022 Latest Braindump2go 200-301 Exam Dumps (PDF & VCE) Free Share: <https://www.braindump2go.com/200-301.html> 2. 2022 Latest Braindump2go 200-301 PDF and 200-301 VCE Dumps Free Share: https://drive.google.com/drive/folders/1N5791VwFMNcTo1QgOz_B6_zxBTx36ev?usp=sharing 3. 2021 Free Braindump2go 200-301 Exam Questions Download: [https://www.braindump2go.com/free-online-pdf/200-301-PDF-Dumps\(668-683\).pdf](https://www.braindump2go.com/free-online-pdf/200-301-PDF-Dumps(668-683).pdf) Free Resources from Braindump2go, We Devoted to Helping You 100% Pass All Exams!