


## [FREE] Download Latest 70-663 Exam Questions from Braindump2go (71-80)

**MICROSOFT NEWS: 70-663 Exam Questions has been Updated Today! Get Latest 70-663 VCE and 70-663 PDF Instantly! Welcome to Download the Newest Braindump2go 70-663 VCE&70-663 PDF Dumps:**

<http://www.braindump2go.com/70-663.html> (291 Q&As) 2016 New Updated 70-663 Exam Dumps Questions and Answers are all from Microsoft Official Exam Center! Some new questions added into this new released 70-663 Dumps! Download 70-663 Exam Dumps Full Version Now and Pass one time! Exam Code: 70-663 Exam Name: Pro: Designing and Deploying Messaging Solutions with Microsoft Exchange Server 2010 Certification Provider: Microsoft Corresponding Certifications: MCITP, MCITP: Enterprise Messaging Administrator on Exchange 2010 70-663 Dumps, 70-663 Dumps PDF, 70-663 Dumps VCE, 70-663 PDF, 70-663 VCE, 70-663 Study Guide, 70-663 Braindump, 70-663 Book, 70-663 Exam Questions, 70-663 Practice Test, 70-663 Practice Exam, 70-663 eBook, 70-663 Preparation

### Pro: Designing and Deploying Messaging Solutions with Microsoft Exchange Server 2010: 70-663



**Product Description Exam Number/Code: 70-663**

**Exam Number/Code: 70-663**

"Pro: Designing and Deploying Messaging Solutions with Microsoft Exchange Server 2010", also known as 70-663 exam, is a Microsoft Certification. With the complete collection of questions and answers, Braindump2go has assembled to take you through 291 Q&As to your 70-663 Exam preparation. In the 70-663 exam resources, you will cover every field and category in Microsoft MCITP helping to ready you for your successful Microsoft Certification.

**Questions and Answers : 291 Q&As**  
Updated: Jan 22, 2016  
~~\$429.99~~ **\$99.99**

[PDF DEMO](#)

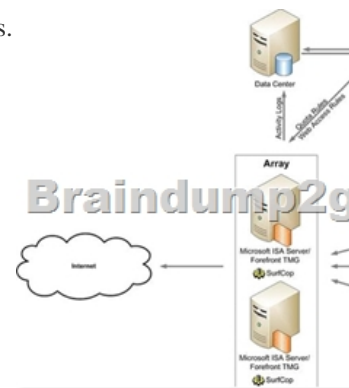
[CHECK OUT](#)

**Printable PDF**  **Premium VCE + VCE Simulator**

**QUESTION 71** You have an Exchange Server 2010 organization that contains two Hub Transport servers. You need to design a recovery plan for the Hub Transport servers that meets the following requirements:- Restores all Windows settings- Restores all Exchange configurations- Minimizes administrative effort What should you include in the plan? A. Retention of Exchange server computer accounts in Active Directory. Backup and recovery of Windows system state A recovery installation of Exchange Server 2010 B. Retention of Exchange server computer accounts in Active Directory. Backup and recovery of transport queues. A custom installation of Exchange Server 2010 C. Recovery of Windows system state. Backup and recovery of transport queues. A typical installation of Exchange Server 2010 D. Backup and recovery of Windows system state. A repair installation of Windows Server 2008. A typical installation of Exchange Server 2010 Answer: A Explanation: Retention - issaugojimas Most of the critical Hub Transport server configuration is stored in Active Directory. When a Hub Transport server has failed you can recover the server using the following process. Install a new server to host the Hub Transport server role Configure the server with the same name and IP address as the failed server, and join it to the domain Install the Exchange Server 2010 pre-requisites Perform an installation of Exchange Server 2010 using Recovery Mode To run setup in Recovery Mode use the following command to launch Exchange Server 2010 set from an elevated command prompt. C:\Admin\Exchange 2010>setup /m:recoverserver Setup performs a server recovery instead of a normal installation. When the server has finished restarting you can verify that configurations such as the additional Receive Connector and the message tracking log configuration have been recovered with the server. To plan for backup and recovery of the Hub Transport server you first need to understand where the server stores its configuration and data: Active Directory - most of the Hub Transport server configuration information is stored in Active Directory. However there are a few exceptions to that. System State - the system state contains information such as SSL certificates installed on the server, and service startup and dependency settings in the registry, which will be important if they have been modified from the defaults. The system state will also include information about any other applications or agents installed on the Hub Transport server, such as antivirus and anti-spam products. File System - the file system contains the transport queues and some of their ESE settings, log files such as message tracking logs and protocol logs, and customizations made to the local transport configuration. The file system will also include the program files for any additional applications or agents installed on the server. **QUESTION 72** Your company has 10 offices. The offices connect to the Internet by using a WAN link. The offices connect to each other by using a VPN connection. An Active Directory site exists for

each office. You plan to deploy Exchange Server 2010. Each site will contain two Exchange Server 2010 servers. You need to recommend the placement of domain controllers and global catalog servers to meet the following requirements:- Minimize the number of domain controllers- Must be able to deliver e-mail messages between users of the same office, if a domain controller and a WAN link fail simultaneously. What should you recommend? A. In each site, install two global catalog servers. B. In each site, install two domain controllers. Enable Universal Group Membership caching for each site. C. In each site, install two domain controllers. Create a publishing point for an offline address list on one Exchange server in each site. D. In each site, install one domain controller that is configured as a global catalog server. Enable Universal Group Membership caching for each site. Answer: A Explanation: To be protected against a domain controller failure we need two in each site plus every one has to have GC enabled.

QUESTION 73 You have a Microsoft Internet Security and Accelerator (ISA) 2006 server that provides all Internet access for your company. You have two Mailbox servers configured in a database availability group (DAG), two Client Access servers, and two Hub Transport servers. You need to recommend changes to the environment to ensure that users can access Outlook Web App (OWA) from the Internet if any single server fails. What should you recommend? A. Configure a Client Access server array. B. Deploy a second ISA server and create an ISA server array. C. Implement Windows Network Load Balancing for the Client Access servers. D. Deploy two Edge Transport servers that are configured to use EdgeSync synchronization. Answer: B Explanation: ISA Server can be installed as a single server or as a multi server array. The single server configuration is the most commonly used setup because only a few organizations have demand for the high availability and high performance provided by Web Proxy arrays. However, in mission critical networks you can use ISA Server arrays to enhance availability and performance on demand. An ISA Server array is a good "Scale Out" method to accomplish the enterprise needs for firewalls and proxy servers.



[http://www.isaserver.org/tutorials/configuring\\_isa\\_server\\_arrays.html](http://www.isaserver.org/tutorials/configuring_isa_server_arrays.html) QUESTION 74 Your network contains an internal network and a perimeter network. The internal network contains a single Active Directory site. The perimeter network contains two Exchange Server 2010 Edge Transport servers. You plan to deploy an Exchange Server 2010 organization on the internal network. You need to plan the deployment of Hub Transport server roles to meet the following requirements:- If a single Hub Transport server fails, e-mail messages from the Internet must be delivered to the Mailbox servers.- If a single Hub Transport server fails, users must be able to send e-mail messages to other users that have mailboxes on the same Mailbox server. What should you include in the plan? A. Deploy one Edge Transport server on the internal network, and then configure EdgeSync synchronization. B. Deploy one Hub Transport server on the internal network, and then configure EdgeSync synchronization. C. Deploy one Hub Transport server on the internal network and one Hub Transport server on the perimeter network. D. Deploy two Hub Transport servers on the internal network. Answer: D QUESTION 75 You have an Exchange Server 2010 organization. You need to recommend a client access solution that meets the following requirements:- Reduces the time required for users to reconnect to user mailboxes if a single Client Access server fails- Prevents users from being prompted for authentication if a single Client Access server fails. What should you recommend? A. Client Access server array and hardware load balancer. B. database availability group (DAG) and hardware load-balancer. C. failover clustering and database availability group (DAG). D. Windows Network Load Balancing and failover clustering. Answer: A Explanation: Understanding Load Balancing in Exchange 2010 Load balancing is a way to manage which of your servers receive traffic. Load balancing provides failover redundancy to ensure your users continue to receive Exchange service in case of computer failure. It also enables your deployment to handle more traffic than one server can process while offering a single host name for your clients. In addition to load balancing, Microsoft Exchange Server 2010 provides several solutions for switchover and failover redundancy. These solutions include the following: High availability and site resilience You can deploy two Active Directory sites in separate geographic locations, keep the mailbox data synchronized between the two, and have one of the sites take on the entire load if the other fails. Exchange 2010 uses database availability groups (DAGs) to keep multiple copies of

your mailboxes on different servers synchronized. Online mailbox moves In an online mailbox move, end users can access their e-mail accounts during the move. Users are only locked out of their accounts for a brief time at the end of the process, when the final synchronization occurs. Online mailbox moves are supported between Exchange 2010 databases and between Exchange Server 2007 Service Pack 3 (SP3) or a later version of Exchange 2007 and Exchange 2010 databases. You can perform online mailbox moves across forests or in the same forest. Shadow redundancy Shadow redundancy protects the availability and recoverability of messages while they're in transit. With shadow redundancy, the deletion of a message from the transport databases is delayed until the transport server verifies that all the next hops for that message have completed. If any of the next hops fail before reporting successful delivery, the message is resubmitted for delivery to the hop that didn't complete. Load balancing serves two primary purposes. It reduces the impact of a single Client Access server failure within one of your Active Directory sites. In addition, load balancing ensures that the load on your Client Access server and Hub Transport computers is evenly distributed. Architectural Changes in Exchange 2010 Load Balancing Several changes in Exchange 2010 make load balancing important for your organization. The Exchange RPC Client Access service and the Exchange Address Book service on the Client Access server role improve the user's experience during Mailbox failovers by moving the connection endpoints for mailbox access from Outlook and other MAPI clients to the Client Access server role instead of to the Mailbox server role. In earlier versions of Exchange, Outlook connected directly to the Mailbox server hosting the user's mailbox, and directory connections were either proxied through the Mailbox server role or referred directly to a particular Active Directory global catalog server. Now that these connections are handled by the Client Access server role, both external and internal Outlook connections must be load balanced across the array of Client Access servers in a deployment to achieve fault tolerance. A load-balanced array of Client Access servers is recommended for each Active Directory site and for each version of Exchange. It isn't possible to share one load-balanced array of Client Access servers for multiple Active Directory sites or to mix different versions of Exchange or service pack versions of Exchange within the same array. When you install Exchange 2010 within your existing organization and configure a legacy namespace for coexistence with previous versions of Exchange, your clients will automatically connect to the Exchange 2010 Client Access server or server array. The Exchange 2010 Client Access server or ClientAccess server array will then proxy or redirect client requests for mailboxes on older Exchange versions to either Exchange 2003 front-end servers or Exchange 2007 Client Access servers that match the mailbox version.

QUESTION 76 You have an Exchange Server 2010 organization. The network contains an Exchange Server 2010 Mailbox server named Server1. All mailboxes are stored on Server1. You perform a Typical installation of Exchange Server 2010 on a new server named Server2. You plan to implement redundancy for mailbox access. You need to recommend a solution that ensures that client computers can reconnect to their mailbox within five minutes if Server1 fails. What should you recommend?

A. Configure cluster continuous replication (CCR). Implement a file share witness.

B. Configure a Network Load Balancing cluster that includes Server1 and Server2. Implement Active Directory-integrated DNS zones.

C. Configure a database availability group (DAG) that includes Server1 and Server2. Set the time to live (TTL) for the DNS record.

D. Configure a database availability group (DAG) that includes Server1 and Server2. Use the same certificate for both servers.

Answer: C

Explanation: The DAG will give you the mailbox redundancy and a 5 minute TTL will allow you to change the DNS record to point to the other mailbox server allowing the clients to refresh their DNS and connect after 5 minutes. CCR is not a part of Exchange 2010, NLB doesn't give mailbox redundancy and the certificate has nothing to do with any kind of redundancy between servers. One important thing to have in mind during a complete site failover is DNS delays. DNS updates can take from minutes to several hours depending on the topology and DNS TTL values specified for DNS records used by Exchange. To reduce the delays, it's important you configure internal and external DNS records used for Exchange with a low TTL value (five minutes is a good best practice).

<http://www.msexchange.org/articles-tutorials/exchange-server-2010/high-availability-recovery/designing-site-resilient-exchange-2010-solution-part2.html>

QUESTION 77 You have a main office and five branch offices. The offices connect to each other by using a WAN link. An Active Directory site exists for each office. Each site has a separate IP site link to all other sites. The main office site is configured as a hub site. You have an Exchange Server 2010 organization. You discover that messages sent between offices are not routed through the Hub Transport servers in the main office. You need to ensure that all messages sent between offices are routed through the Hub Transport servers in the main office. What should you do?

A. Change all IP site links to SMTP site links.

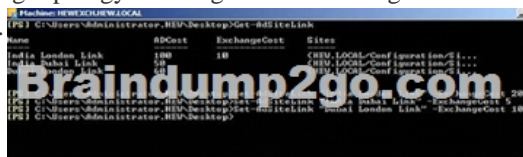
B. Modify the Exchange-specific cost for each site link.

C. From the Hub Transport servers in each site, create a journal rule.

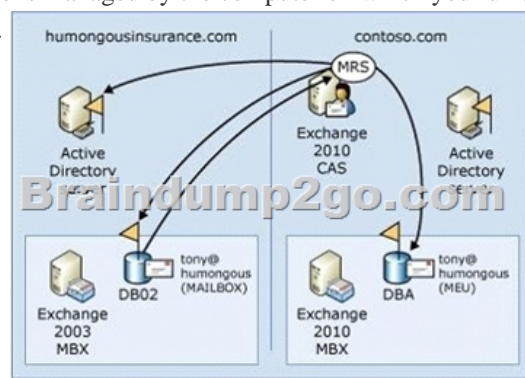
D. From the Hub Transport servers in each site, create a transport rule.

Answer: B

Explanation: You can set an Exchange cost on an Active Directory IP site link in Microsoft Exchange Server 2010. By default, Exchange uses the cost assigned to an IP site link for Active Directory replication purposes to compute a routing topology. Looking for other management tasks related to managing message routing? Check out Managing Message Routing.



<http://technet.microsoft.com/en-us/library/bb266946.aspx> QUESTION 78 You have an Exchange Server 2003 organization. All servers have 32-bit hardware. You plan to transition to Exchange Server 2010 and deploy new Mailbox servers. You need to evaluate the current servers to provide recommendations for the deployment of the new Mailbox servers. What should you include in the evaluation? A. Number of concurrent connections to Outlook Web App Number of mailbox databases Memory utilization B. Number of concurrent connections to Outlook Web App RPC latency Disk I/O latency C. Number of concurrent MAPI connections Size of mailbox databases Number of mailboxes D. Number of mailboxes Disk I/O latency RPC latency Answer: C Explanation: Evaluate current Mailbox 2003 load and state: It is recommended to evaluate the following parameters for Exchange 2010: Per-Mailbox CPU Consumption, Database cache per mailbox [RAM], Network speed [1Gbit minimum], Storage for the Mailbox role must be sized for Capacity (GB) AND Performance (IOPS) QUESTION 79 You have an Exchange Server 2010 organization. Users access the internal network by using a server named ISA1 that runs Microsoft Internet Security and Acceleration (ISA) Server. You need to configure mailbox access from the Internet to meet the following requirements: - Users must be able to download an offline address book (OAB) - Users must be able to access their mailboxes by using Outlook Anywhere - Users must be able to access their mailboxes by using Outlook Web App (OWA) - The solution must minimize administrative overhead What should you create from ISA1? A. an access rule for TCP ports 135, 389, and 993 B. an access rule for TCP ports 389, 636, and 1024 C. publishing rules for the OWA, EWS, RPC, Autodiscover, and OAB virtual directories D. publishing rules for the OWA, Microsoft-Server-ActiveSync, Public, and OAB virtual directories Answer: C Explanation: With Exchange 2010, MAPI and directory access connections has moved to Client Access Server role. This has been done by introducing a new Client Access Server service known as the RPC Client Access service. That means that MAPI clients no longer connect directly to a Mailbox server when opening a mailbox. Instead they connect to the RPC Client Access service which then talks to Active directory and Mailbox server. For directory information, Outlook connects to an NSPI endpoint on the Client Access Server, and NSPI then talks to the Active Directory via the Active Directory driver. The NSPI endpoint replaces the DSProxy component as we know from Exchange 2007. QUESTION 80 Your network consists of an Active Directory forest named contoso.com. Contoso.com has an Exchange Server 2010 organization. A subsidiary company has a separate Active Directory forest named fabrikam.com. Fabrikam.com has an Exchange Server 2007 organization. You plan to consolidate both organizations. Your company's consolidation strategy includes the following requirements: - Support costs must be minimized - Mailbox access must be easily shared between users - All e-mail messages must be hosted on Exchange Server 2010 mailbox servers You need to recommend a solution to meet the requirements of the consolidation strategy. What should you recommend? A. Move all recipients from fabrikam.com to contoso.com. B. Transition all servers in fabrikam.com to Exchange Server 2010. C. In contoso.com, create a resource mailbox for each recipient in fabrikam.com. D. Move all computer accounts for the Exchange servers in fabrikam.com to contoso.com. On each server, run Setup.com /M:RecoverServer. Answer: A Explanation: Moving mailboxes from Microsoft Exchange Server 2007 Service Pack 3 (SP3) to Exchange Server 2010? Consider the following: The move process is performed online, and end-users will be able to access their mailboxes during the move. You can't move mailboxes from Exchange 2007 SP1 or earlier. The source Mailbox server must be running Exchange 2007 SP3. Perform the move from a server running Exchange 2010 by using the Exchange Management Console or the move request cmdlets in the Exchange Management Shell. You can't use the Move-Mailbox cmdlets in Exchange 2007 to move mailboxes to Exchange 2010 servers. The data move is managed by the computer on which you run the cmdlet. You can't shut down that session of Exchange until the move completes.



The following describes a remote legacy mailbox move scenario: The legacy forest (Humongous Insurance) doesn't contain an Exchange 2010 Client Access server. This scenario is similar to the remote move request process. However, because the remote legacy forest doesn't have an instance of MRSPProxy to connect with, MRS in the Contoso forest connects directly to the Humongous Insurance Active Directory server and system mailbox on the Exchange 2003 mailbox database. When you move Exchange 2003

mailboxes to Exchange 2010, the mailbox move will be offline. During the move, the users won't be able to access their mailboxes. When you move Exchange 2007 SP3 to Exchange 2010 mailboxes, the move will be online, and the users can access their mailboxes during the move. The following command is run from the target forest, Contoso.com. New-MoveRequest -Identity 'tony@humongousinsurance.com'-RemoteLegacy-TargetDatabaseDB02 -RemoteGlobalCatalog 'GC01.humongousinsurance.com'-RemoteCredential \$Cred-TargetDeliveryDomain 'mail.contoso.com'

[http://technet.microsoft.com/en-us/library/dd876952\(v=exchg.141\).aspx](http://technet.microsoft.com/en-us/library/dd876952(v=exchg.141).aspx) Braindump2go Promise All 70-663 Questions and Answers are the Latest Updated, we aim to provide latest and guaranteed questions for all certifications. You just need to be braved in trying then we will help you arrange all left things! 100% Pass All Exams you want Or Full Money Back! Do you want to have a try on passing 70-663?

### Pro: Designing and Deploying Messaging Solutions with Microsoft Exchange Server 2010: 70-663



Questions and Answers : 291 Q&As

Updated: Jan 22, 2016

~~\$429.99~~ **\$99.99**

[PDF DEMO](#)

[CHECK OUT](#)

Product Description Exam Number/Code: 70-663

Exam Number/Code: 70-663

"Pro: Designing and Deploying Messaging Solutions with Microsoft Exchange Server 2010", also known as 70-663 exam, is a Microsoft Certification. With the complete collection of questions and answers, Braindump2go has assembled to take you through 291 Q&As to your 70-663 Exam preparation. In the 70-663 exam resources, you will cover every field and category in Microsoft MCITP helping to ready you for your successful Microsoft Certification.

#### Free Demo Download

Braindump2go offers free demo for 70-663 exam (Pro: Designing and Deploying Messaging Solutions with Microsoft Exchange Server 2010). You can check out the interface, question quality and usability of our practice exams before you decide to buy it.

Printable PDF  Premium VCE + VCE Simulator

FREE DOWNLOAD: NEW UPDATED 70-663 PDF Dumps & 70-663 VCE Dumps from Braindump2go:  
<http://www.braindump2go.com/70-663.html> (291 Q&As)