

Download Free Braindump2go Microsoft 70-341 Exam VCE File Guarantee 100% Pass Microsoft 70-341 (71-80)

70-341 Exam Dumps Free Shared By Braindump2go For Instant Download Now! Download Latest 70-341 Exam Questions and pass 70-341 one time easily! Do you want to be a winner? Vendor: Microsoft Exam Code: 70-341 Exam Name: Microsoft Core Solutions of Microsoft Exchange Server 2013 Keywords: 70-341 Exam Dumps, 70-341 PDF Download, 70-341 VCE Download, 70-341 Study Guide, 70-341 Study Material, 70-341 Braindump, 70-341 Exam Questions, 70-341 Book

| Compared Before Buy | |
|---------------------|---------|
| Pass4sure | 10 |
| 205 Q&As - Practice | 219 |
| \$124.99 | \$99.99 |
| No Discount | Cou |

QUESTION 71 You need to recommend a solution to resolve the issue for the London office users. What should you do? A. Modify the properties of the OAB virtual directory. B. Create a new address book policy. C. Modify the properties of the default offline address book (OAB). D. Create a new arbitration mailbox. Answer: D Explanation: NOT A Will not resolve the issue Need to create a new arbitration mailbox NOT B Will not resolve the issue Need to create a new arbitration mailbox NOT C Will not resolve the issue Need to create a new arbitration mailbox D Exchange Server 2013 CAS role proxies the OAB download request to a "nearest" mailbox server hosting an active Organization Mailbox. Both London and New York host a mailbox server and a client access server. Therefore you need to create a new active Organization Mailbox. Administrators can create additional Organization Mailboxes for fault tolerance or for serving users in a geographically disbursed Exchange deployment. The Organization Mailbox The Organization Mailbox is a new type of arbitration mailbox introduced with Exchange 2013. The arbitration mailbox with persisted capability Organization Capability OABGen is referred to as Organization Mailbox. It plays a crucial role in OAB generation, storage and distribution. Each Exchange Server 2013 mailbox role hosting an Organization Mailbox will generate all Exchange 2013 OAB's defined in the environment. The OAB is generated in the Organization Mailbox first and later copied to the disk.

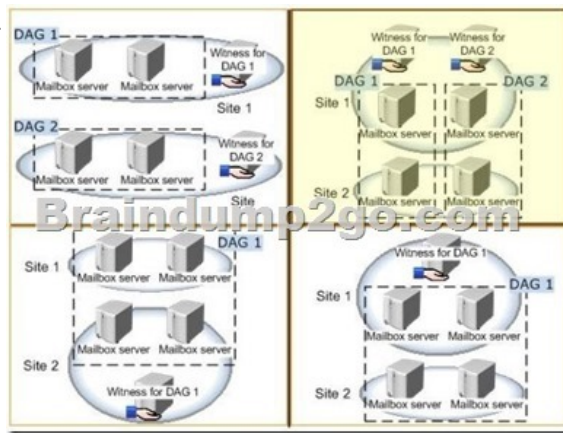
[http://technet.microsoft.com/en-us/library/aa997663\(v=exchg.150\).aspx](http://technet.microsoft.com/en-us/library/aa997663(v=exchg.150).aspx) QUESTION 72 You have an Exchange Server 2013 organization that contains five servers. All users connect to their mailbox by using a mobile device. All of the users in the finance department are in an organizational unit (OU) named OU1. You need to prevent the finance users from accessing the extended storage on their mobile device. What should you do? A. Create a new mobile device mailbox policy, and then run the Set-CasMailbox cmdlet. B. Create a new device access rule, and then run the Set-Mailbox cmdlet. C. Create a new mobile device mailbox policy, and then run the Set-Mailbox cmdlet. D. Create a new device access rule, and then run the Set-CasMailbox cmdlet. Answer: A Explanation: Set-CASMailbox cmdlet Use the Set-CASMailbox cmdlet to set attributes related to client access for Microsoft Exchange ActiveSync, Microsoft Office Outlook Web App, POP3, and IMAP4 for a specified user. The Set-CASMailbox cmdlet operates on one mailbox at a time. You can configure properties for Outlook Web App, Exchange ActiveSync, POP3, and IMAP4 by using this cmdlet. You can configure a single property or multiple properties by using one statement. Set-Mailbox cmdlet. Use the Set-Mailbox cmdlet to modify the settings of an existing mailbox. You can use this cmdlet for one mailbox at a time. Mobile device mailbox policy In Microsoft Exchange Server 2013, you can create mobile device mailbox policies to apply a common set of policies or security settings to a collection of users. After you deploy Exchange ActiveSync in your Exchange 2013 organization, you can create new mobile device mailbox policies or modify existing policies. When you install Exchange 2013, a default mobile device mailbox policy is created. All users are automatically assigned this default mobile device mailbox policy. Device access rule Use device access rules to allow users to synchronize their mailboxes with specific mobile device families or models. NOT B C Use the Set-CASMailbox cmdlet to set attributes related to client access for Microsoft Exchange ActiveSync, Microsoft Office Outlook Web App, POP3, and IMAP4 for a specified user. NOT D In Microsoft Exchange Server 2013, you can create mobile device mailbox policies to apply a common set of policies or security settings to a collection of users QUESTION 73 You have an Exchange Server 2013 server that has a single mailbox database named DB1. You need to move the transaction log files of DB1. Which cmdlet should you run? A. Move-DatabasePath B. Move-Mailbox C. Set-ExchangeServer D. Set-MailboxDatabase Answer: A

QUESTION 74 You have an Exchange Server 2013 organization named contoso.com. Your company is investigating a user named User1. You need to prevent User1 from permanently deleting the items in his mailbox. What should you run? A. Set-Mailbox User1 -LitigationHoldEnabled \$true B. Set-Mailbox User1 -ModerationEnabled \$true C. Set-Mailbox User1

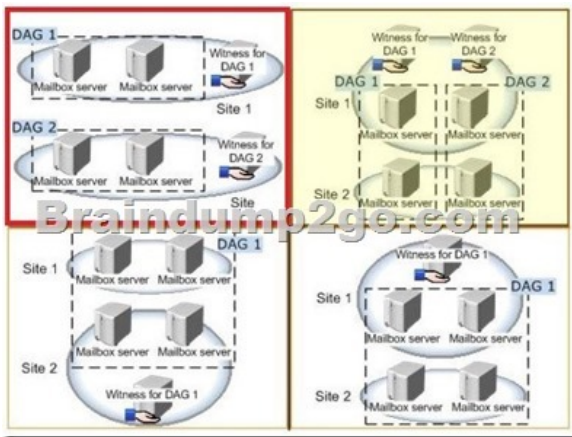
-RetainDeletedItemsUntilBackup \$true.D. Set-Mailbox User1 -RetentionHoldEnabled \$true Answer: A QUESTION 75 You have an Exchange 2013 organization. You have an administrative user named Admin1. You need to ensure that Admin1 can move mailboxes in the organization. The solution must assign the minimum amount of permissions to Admin1. What should you do? A. Create a local move request.B. Create a custom Management role. Assign the role to Admin1.C. Add Admin1 to the Organization Management role group.D. Add Admin1 to the Recipient Management security group. Answer: B QUESTION 76 Hotspot Question Your company has two offices. The offices are configured as shown in the following table.

| Office name | Number of users |
|-------------|-----------------|
| Office 1 | 1,000 |
| Office 2 | 2,000 |

The offices connect to each other by using a WAN link that has a latency of more than 700 ms. You plan to deploy an Exchange Server 2013 organization to meet the following requirements:- Ensure that users can access their mailbox if the WAN link fails. - Ensure that users can access their mailbox if a single server fails. - Ensure that users can access their mailbox if a single database fails. You recommend deploying one or more database availability groups (DAGs) and mailbox database copies. You need to identify which design meets the requirements for the planned deployment.Which design should you identify? To answer, select the appropriate design in the answer area.




Answer:



Explanation:File Share WitnessThe file share witness is used to establish a majority node set. This is done by create a share on a server that gets a little file place into it automatically. The server hosting the cluster resource (which in the DAG I think is the Primary Activation Manager server) keeps an open file lock on this file.The other servers see this open file lock and interpret this as meaning another cluster node is online, healthy, and available.A file share witness is used when the DAG contains an even number of servers within it. When you initially create the DAG you must specify the server and file location that will act as the file share witness regardless of how many servers are in the DAG (0 to start) to ensure that if you do add an even number of DAG members the FSW will be properly used.**Database Availability Group**A database availability group (DAG) is a set of up to 16 Microsoft Exchange Server 2013 Mailbox servers that provide automatic database-level recovery from a database, server, or network failure. When a Mailbox server is added to a DAG, it works with the other servers in the DAG to provide automatic, database-level recovery from database, server, and network failures. DAGs use continuous replication and a subset of Windows failover clustering technologies to provide high availability and site resilience.Mailbox servers in a DAG monitor each other for failures. When a


Mailbox server is added to a DAG, it works with the other servers in the DAG to provide automatic, database-level recovery from database failures. When you create a DAG, it's initially empty, and a directory object is created in Active Directory that represents the DAG. The directory object is used to store relevant information about the DAG, such as server membership information. When you add the first server to a DAG, a failover cluster is automatically created for the DAG. In addition, the infrastructure that monitors the servers for network or server failures is initiated. The failover cluster heartbeat mechanism and cluster database are then used to track and manage information about the DAG that can change quickly, such as database mount status, replication status, and last mounted location. Witness server and witness directory The witness server is a server outside the DAG that acts as a quorum voter when the DAG contains an even number of members. The witness directory is a directory created and shared on the witness server for use by the system in maintaining a quorum. Lagged copy of a mailbox database A Lagged Mailbox Database Copy is a mailbox database copy configured with a replay lag time value greater than 0. A lagged database copy is one that is not updated by replaying transactions as they become available. Instead, the transaction logs are kept for a certain period and are then replayed. The lagged database copy is therefore maintained at a certain remove to the active database and the other non-lagged database copies. If you are planning to have more than two passive database copies of a database, think about a lagged copy also as an additional protection against unpredicted situations. Lagged copies aren't considered highly available copies. Instead, they are designed for disaster recovery purposes, to protect against store logical corruption. The greater the replay lag time set, the longer the database recovery process. Depending on the number of log files that need to be replayed during recovery, and the speed at which your hardware can replay them, it may take several hours or more to recover a database.

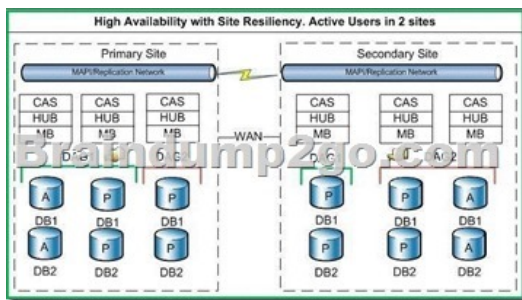


The above configuration provides a symmetrical design. All four servers have the same four databases all hosted on a single disk per server. The key is that the number of copies of each database that you have should be equal to the number of database copies per disk. In the above example, there are four copies of each database: one active copy, two passive copies, and one lagged copy. Because there are four copies of each database, the proper configuration is one that has four copies per volume. In addition, activation preference is configured so that it's balanced across the DAG and across each server. For example, the active copy will have an activation preference value of 1, the first passive copy will have an activation preference value of 2, the second passive copy will have an activation preference value of 3, and the lagged copy will have an activation preference value of 4. Lagged mailbox database copy A passive mailbox database copy that has a log replay lag time greater than zero. Crossed Lines DAG Replication 1 and 2

Circle 1 and Site 2 (or DataCenter1 and DataCenter2) WAN LINK between Site1 and Site2 High Availability with Site Resiliency Exchange 2010 Example

Witness





ASIDE Windows NLB is not supported across sites. It is not recommended to use an HLB to load balance across sites. PICTURE 1 OFFERS THE BEST DESIGN IN ORDER TO MEET THE SPECIFIED CRITERIA. MORE FAULTS WITH THE OTHERS. PICTURE 1 HOWEVER DOES NOT OFFER SITE RESILIENCY.

- Ensure that users can access their mailbox if the WAN link fails.
- Ensure that users can access their mailbox if a single server fails.
- Ensure that users can access their mailbox if a single database fails.

Picture 1 The DAG is NOT extended across multiple data centers in a site resilience configuration. The design offers high availability within each site. However if a node fails or the wan link fails the respective file share witness for each DAG is still available unlike the other 3 configurations. Picture 2 The DAG is extended across multiple data centers in a site resilience configuration. No high availability within each site. If the wan link is unavailable the file share witness for Site 2 would be unavailable. This is a split brain scenario, both sites believe that they are the rightful owner of the database, and thus would mount their respective DB's. This would cause a divergence in data. Email could be sent to either database leaving to a difference between the databases on the respective mailbox servers. Picture 3 The DAG is extended across multiple data centers in a site resilience configuration. FSW on Site 2 in the event of a wan failure means that the servers cannot contact a FSW. Even number of nodes on the respective site with an inability to contact the FSW. This is a split brain scenario, both sites believe that they are the rightful owner of the database, and thus would mount their respective DB's. This would cause a divergence in data. Email could be sent to either database leaving to a difference between the databases on the respective mailbox servers. A file share witness is used when the DAG contains an even number of servers within it. A Node Majority quorum model is used for DAGs with an odd number of members. A Node and File Share Majority quorum is used for DAGs with an even number of members. The DAG needs to be able to make Quorum. When 1 node fails in Site 1 and the wan link is down, 1 out of 2 nodes left is not a majority. Need to be able to connect to the file share witness to obtain a majority. Picture 4 1 DAG across both sites provides site resiliency but FSW on Site 1 in the event of a wan failure means that the servers cannot contact a FSW. A file share witness is used when the DAG contains an even number of servers within it. Even number of nodes on the respective site with an inability to contact the FSW. This is a split brain scenario, both sites believe that they are the rightful owner of the database, and thus would mount their respective DB's. This would cause a divergence in data. Email could be sent to either database leaving to a difference between the databases on the respective mailbox servers. A file share witness is used when the DAG contains an even number of servers within it. A Node Majority quorum model is used for DAGs with an odd number of members. A Node and File Share Majority quorum is used for DAGs with an even number of members.

QUESTION 77 You deploy a server that has the Exchange Server 2013 Mailbox server role and Client Access server role installed. You need to configure anti-spam to meet the following requirements:

- Email messages sent from the Internet to a distribution list named Executives must be rejected.
- Email messages that contain the words casino and jackpot must be rejected, unless they were sent to legal@contoso.com.

Which three cmdlets should you run? (Each correct answer presents part of the solution. Choose three.)

A. Add-ContentFilterPhrase
 B. Set-ContentFilterConfig
 C. Set-TransportConfig
 D. Set-SenderReputationConfig
 E. Set-RecipientFilterConfig

Answer: ABEE
Explanation: Add-ContentFilterPhrase The Add-ContentFilterPhrase cmdlet adds phrases to the Allow or Block phrases list. Use the Add-ContentFilterPhrase cmdlet to define custom words for the Content Filter agent. A custom word is a word or phrase that the administrator sets for the Content Filter agent to evaluate the content of an e-mail message and apply appropriate filter processing.

Syntax Examples

EXAMPLE 1 This example adds the phrase Free credit report to the Block phrase list. Any messages that contain this phrase will be marked as spam by the Content Filtering agent.

```
Add-ContentFilterPhrase -Phrase "Free credit report" -Influence BadWord
```

Set-ContentFilterConfig Use the Set-ContentFilterConfig cmdlet to modify the content filter configuration on a Mailbox server or an Edge Transport server.

Syntax

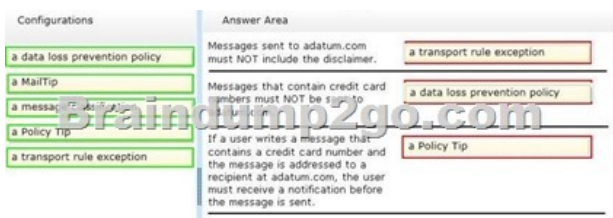
```
Set-ContentFilterConfig [-BypassedRecipients <MultiValuedProperty>] [-BypassedSenderDomains <MultiValuedProperty>] [-BypassedSenders <MultiValuedProperty>] [-Confirm <SwitchParameter>] [-DomainController <Fqdn>] [-Enabled <$true | $false>] [-ExternalMailEnabled <$true | $false>] [-InternalMailEnabled <$true | $false>] [-OutlookEmailPostmarkValidationEnabled <$true | $false>] [-QuarantineMailbox <SmtpAddress>] [-RejectionResponse
```

<AsciiString> [-SCLDeleteEnabled <\$true | \$false>][-SCLDeleteThreshold <Int32>] [-SCLQuarantineEnabled <\$true | \$false>] [-SCLQuarantineThreshold <Int32>][-SCLRejectEnabled <\$true | \$false>] [-SCLRejectThreshold <Int32>] [-WhatIf [<SwitchParameter>]]EXAMPLE 1This example specifies the sender domain woodgrovebank.com as a bypassed domain. Messages received from that domain bypass the Content Filter agent. Set-ContentFilterConfig -BypassedSenderDomains woodgrovebank.com Set-RecipientFilterConfigUse the Set-RecipientFilterConfig cmdlet to enable and configure the Recipient Filter agent.Syntax Set-RecipientFilterConfig [-BlockedRecipients <MultiValuedProperty>] [-BlockListEnabled <\$true | \$false>] [-Confirm [<SwitchParameter>]] [-DomainController <Fqdn>] [-Enabled <\$true | \$false>] [-ExternalMailEnabled<\$true | \$false>] [-InternalMailEnabled <\$true | \$false>] [-RecipientValidationEnabled <\$true | \$false>] [-WhatIf [<SwitchParameter>]]EXAMPLE 1 This example modifies the Recipient Filter agent configuration so that recipient validation is enabled.Set-RecipientFilterConfig -RecipientValidationEnabled \$true EXAMPLE 2This example makes the following changes to the Recipient Filter agent configuration:Enables the Blocked Recipients list.Adds two users to the Blocked Recipients list.Set-RecipientFilterConfig -BlockListEnabled \$true ?lockedRecipients user1@contoso.com,user2@contoso.comNOT C Set-TransportConfigUse the Set-TransportConfig cmdlet to modify the transport configuration settings for the whole Exchange organization.This example configures the Exchange organization to redirect all journaling reports that can't be delivered to the journaling mailbox to the email account journalingndr@contoso.com.Set-TransportConfig -JournalingReportNdrTo journalingndr@contoso.com NOT D Set-SenderReputationConfigUse the Set-SenderReputationConfig cmdlet to modify the sender reputation configuration on a Mailbox server or an Edge Transport server.Sender reputation is part of the Exchange anti-spam functionality that blocks messages according to many characteristics of the sender.Sender reputation relies on persisted data about the sender to determine what action, if any, to take on an inbound message. The Protocol Analysis agent is the underlying agent for sender reputation functionality.When you configure anti-spam agents on an Exchange server, the agents act on messages cumulatively to reduce the number of unsolicited messages that enter the organization.SyntaxEXAMPLE 1This example makes the following modifications to the sender reputation configuration:It sets the sender reputation action to block all senders whose sender reputation level (SRL) rating exceeds the SRL threshold.It sets the SRL blocking threshold to 6.It sets the number of hours that senders are put on the blocked senders list to 36 hours. Set-SenderReputationConfig -SenderBlockingEnabled \$true -SrlBlockThreshold 6 -SenderBlockingPeriod 36 QUESTION 78 Your company named Contoso, Ltd., has an Exchange Server 2013 organization named contoso.com. The network contains an Active Directory domain. The domain contains an organizational unit (OU) named SalesOU. SalesOU contains two users named User1 and User2. Contoso purchases a domain name adatum.com. You need to change the primary SMTP address of all the users in SalesOU to use the SMTP suffix of adatum.com. The solution must not remove the contoso.com email address. Which two actions should you perform? (Each correct answer presents part of the solution. Choose two.) A. Create a new email address policy and apply the policy to the users in SalesOU.B. Change the default email address policy to include adatum.com.C. Create a new remote domain for adatum.com.D. Create a new accepted domain for adatum.com and set the domain type to Authoritative Domain.E. Create a new accepted domain for adatum.com and set the domain type to External RelayDomain. Answer: AD Explanation:Email Address PoliciesApplies to: Exchange Server 2013Recipients (which include users, resources, contacts, and groups) are any mail-enabled object in Active Directory to which Microsoft Exchange can deliver or route messages. For a recipient to send or receive email messages, the recipient must have an email address. Email address policies generate the primary and secondary email addresses for your recipients so they can receive and send email.By default, Exchange contains an email address policy for every mail-enabled user. This default policy specifies the recipient's alias as the local part of the email address and uses the default accepted domain. The local part of an email address is the name that appears before the at sign (@). However, you can change how your recipients' email addresses will display. For example, you can specify that the addresses display as firstname.lastname@contoso.com.Furthermore, if you want to specify additional email addresses for all recipients or just a subset, you can modify the default policy or create additional policies. For example, the user mailbox for David Hamilton can receive email messages addressed to hdavid@mail.contoso.com and hamilton.david@mail.contoso.com.Looking for management tasks related to email address policies See Email Address Policy Procedures.NOT BNo need to change the default email policy.Create a new email address policyNOT CNo need for a remote domainYou can create remote domain entries to define the settings for message transfer between the Microsoft Exchange Server 2013 organization and domains outside your Exchange organization.When you create a remote domain entry, you control the types of messages that are sent to that domain. You can also apply message format policies and acceptable character sets for messages that are sent from users in your organization to the remote domain. The settings for remote domains are global configuration settings for the Exchange organization.The remote domain settings are applied to messages during categorization in the Transport service on Mailbox servers. When recipient resolution occurs, the recipient domain is matched against the configured remote domains. If a remote domain configuration blocks a specific message type from being sent to

recipients in that domain, the message is deleted. If you specify a particular message format for the remote domain, the message headers and content are modified. The settings apply to all messages that are processed by the Exchange organization. Do not want to use a relay server. When you configure an external relay domain, messages are relayed to an email server that's outside your Exchange organization and outside the organization's network perimeter. Typically, most Internet-facing messaging servers are configured to not allow for other domains to be relayed through them. However, there are scenarios where you may want to let partners or subsidiaries relay email through your Exchange servers. In Exchange 2013, you can configure accepted domains as relay domains. Your organization receives the email messages and then relays the messages to another email server. You can configure a relay domain as an internal relay domain or as an external relay domain. These two relay domain types are described in the following sections. Need to create a new email address policy. There are three types of accepted domains: authoritative, internal relay, and external relay. Configure an Accepted Domain within Your Exchange Organization as Authoritative Applies to: Exchange Server 2013 If a domain belonging to your organization hosts mailboxes for all the recipients within an SMTP namespace, that domain is considered to be authoritative. By default, one accepted domain is configured as authoritative for the Exchange organization. If your organization has more than one SMTP namespace, you can configure more than one accepted domain as authoritative. Configure an Accepted Domain within Your Exchange Organization as Authoritative: Exchange 2013 Help QUESTION 79 Drag and Drop Question You have an Exchange Server 2013 organization named Contoso. The organization is configured to apply a disclaimer to all email messages sent to external recipients. Your company works with a partner company named A. Datum Corporation. A. Datum has an SMTP domain named adatum.com. You need to ensure that email messages sent to adatum.com meet the following compliance requirements: - Messages sent to adatum.com must NOT include the disclaimer. - Messages that contain credit card numbers must NOT be sent to adatum.com. - If a user writes a message that contains a credit card number and the message is addressed to a recipient at adatum.com, the user must receive a notification before the message is sent. What should you configure for each requirement? To answer, drag the appropriate configuration to the correct requirement in the answer area. Each configuration may be used once, more than once, or not at all. Additionally, you may need to drag the split bar between panes or scroll to view content.

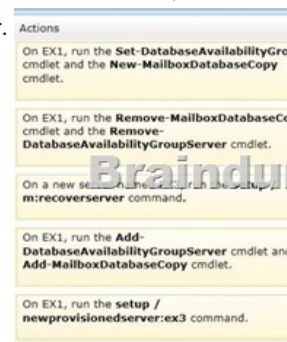


Answer:



Explanation: Box 1: A transport rule exception
Box 2: A data loss prevention policy
Box 3: a Policy Tip
Note:- Each transport rule can have exceptions that specify what to exclude from the condition. Exceptions typically determine a subset of criteria identified in the condition. If you use transport rules, you can specify what information you don't want to enter or leave the organization, which individuals or groups shouldn't be able to communicate with one another, how messages are handled based on how they are classified by the sender, and more.- The Data loss prevention (DLP) feature in the new Exchange will help you identify, monitor, and protect sensitive information in your organization through deep content analysis. DLP is increasingly important for enterprise message systems because business critical email includes sensitive data that needs to be protected. It's the financial information, personally identifiable information (PII) and intellectual property data that can be accidentally sent to unauthorized users that keeps the CSO up all night.- Policy Tip notification messages are displayed to users in Outlook while they are composing an email message. Policy Tip notification messages only show up if something about the sender's email message seems to violate a DLP policy that you have in place and that policy includes a rule to notify the sender when the conditions that you establish are met.- Incorrect: MailTips are evaluated every time a sender adds a recipient to a message. Reference: Introducing Data Loss Prevention in the New Exchange; Policy Tips QUESTION 80 Drag and Drop Question You have an Exchange Server 2013 organization that contains three servers named EX1, EX2, and EX3. The servers are members of a database availability group (DAG) named DAG1.

A mailbox database named DB1 is replicated to all the members of DAG1.EX3 experiences a complete hardware failure.You need to restore EX3 on a new server.You reset the computer account for EX3.Which three actions should you perform next? To answer, move the three appropriate actions from the list of actions to the answer area and arrange them in the correct order.



Answer:



Explanation: Note: Use Setup /m:RecoverServer to recover a server. Retrieve any replay lag or truncation lag settings for any mailbox database copies that exist on the server being recovered by using the Get-MailboxDatabase cmdlet. (Box 1) Remove any mailbox database copies that exist on the server being recovered by using the Remove-MailboxDatabaseCopy cmdlet. (Box 1) Remove the failed server's configuration from the DAG by using the Remove-DatabaseAvailabilityGroupServer cmdlet. Reset the server's computer account in Active Directory. For detailed steps, see Reset a Computer Account. (Box 2) Open a Command Prompt window. Using the original Setup media, run the following command. Setup /m:RecoverServer (Box 3) When the Setup recovery process is complete, add the recovered server to the DAG by using the Add-DatabaseAvailabilityGroupServer cmdlet. (Box 3) After the server has been added back to the DAG, you can reconfigure mailbox database copies by using the Add-MailboxDatabaseCopy cmdlet. * You can recover a lost server by using the Setup /m:RecoverServer switch in Microsoft Exchange Server 2013. Most of the settings for a computer running Exchange 2013 are stored in Active Directory. The /m:RecoverServer switch rebuilds an Exchange server with the same name by using the settings and other information stored in Active Directory. Reference: Recover a Database Availability Group Member Server 70-341 Updated Questions are 2015 Latest Released Which 100% will Meet in Your 70-341 Test! Braindump2go New Released 70-341 Exam Dumps Contain All New Added Questions Which Will Help you Have A Totally Success in 2015 New Tear! Download our 100% Pass Guaranteed 70-341 Exam Dumps Full Version, special 10% Off Discount enjoyed!

| Compared Before Buying Microsoft 70-341 PDF & VCE! | | |
|--|---|--------------------|
| Pass4sure | Braindump2go 100% Pass OR Money Back | TestKing |
| 205 Q&As – Practice | 219 Q&As – Real Questions | 50 Q&As – Practice |
| \$124.99 | \$99.99 | \$124.99 |
| No Discount | Coupon Code: BDNT2014 | No Discount |

<http://www.braindump2go.com/70-341.html>