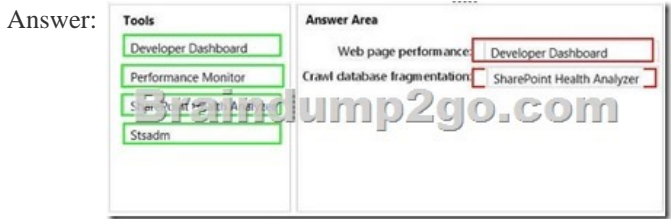


Braindump2go New Updated Exam 70-331 Questions Are the Same With The Microsoft 70-331 Actual Test (181-190)

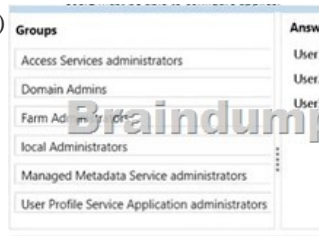
Microsoft Official Exam Center New Released 70-331 Dumps Questions, Many New Questions added into it! Braindump2go Offer Free Sample Questions and Answers for Download Now! Visit Our Webiste, get the new updated Questions then pass Microsoft 70-331 at the first try! Vendor: MicrosoftExam Code: 70-331Exam Name: Microsoft Core Solutions of Microsoft SharePoint Server 2013Keywords: 70-331 Dumps,70-331 Dumps PDF,70-331 Study Guide,70-331 Braindump2,70-331 Exam Questions,70-331 Exam Prep,70-331 E-Book

Compared Before Buying Microsoft 70-331 PDF & VCE!		
Pass4sure	Braindump2go 100% Pass OR Money Back	TestKing
192 Q&As – Practice	210 Q&As – Real Questions	50 Q&As – Practice
\$124.99	\$99.99	\$124.99
No Discount	Coupon Code: BDNT2014	No Discount

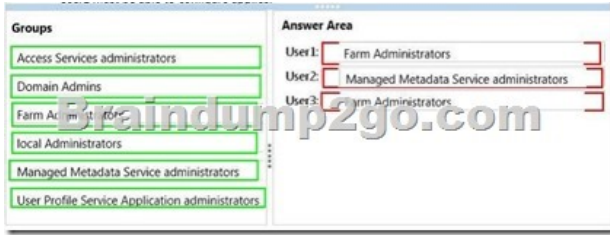
QUESTION 181 Drag and Drop Question You have a SharePoint Server 2013 server farm. You plan to monitor the following:- Web page performance- Crawl database fragmentation You need to identify which tools to use to monitor the farm. Which tools should you identify? (To answer, drag the appropriate tools to the correct monitoring objectives. Each tool may be used once, more than once, or not at all. You may need to drag the split bar between panes or scroll to view content.)



QUESTION 182 You have a SharePoint Server 2013 server farm that contains a web application. A user receives an application error message that includes a Correlations. You need to identify the cause of the error. What should you do? A. Run the Get-SPDiagnosticConflictcmdlet. B. Review the Internet Information Services (IIS) logs. C. Run the Get-SPLogEventcmdlet. D. Review problems and solutions in the SharePoint Health Analyzer. Answer: C QUESTION 183 You have a SharePoint Server 2013 server farm. You need to ensure that users can use the Newsfeed app on their My Site to aggregate user actions and system activities. Which type of cache should you configure? A. An output cache B. An object cache C. A BLOB cache D. A distributed cache Answer: D Explanation: SharePoint 2013, makes use of distributed cache to cache newsfeeds, microblogging, conversations, security trimming, OneNote client access, and even keeps the FedAuth cookie for claims based authentication on the server side, so it's more secure, load balancer friendly, and works with webkit-based browsers that like to chop off your cookies at 64kb. QUESTION 184 Drag and Drop Question You plan to deploy a SharePoint Server 2013 server farm. Three users named User1, User2, and User3 will perform administrative tasks. You need to identify to which group the users must be assigned to ensure that the users can perform the following tasks:- User1 must be able to configure application domains. - User2 must be able to organize enterprise keywords. - User3 must be able to manage blocked file types. The solution must minimize the number of privileges assigned to each user. To which group should you assign each user? (To answer, drag the appropriate groups to the correct users. Each group may be used once, more than once, or not at all. You may need to drag the split bar between panes or scroll to view content.)



Answer:



QUESTION 185 You have a SharePoint Server 2013 server farm. You need to configure the People Picker control to display only users who are members of the current site collection. Which tool should you use? A. Central Administration B. Psconfig C. Internet Information Services (IIS) Manager D. Stsadm
 Answer: D
 Explanation: You configure the People Picker web control at the zone level for a farm by using the Stsadm setproperty operation. By configuring the settings for the control, you can filter and restrict the results that are displayed when a user searches for a user, group, or claim. Those settings will apply to every site within the site collection.
 QUESTION 186 A SharePoint environment contains a single web application at <http://app1>. Users access a site collection under the web application by using the URL <http://portal.contoso.com>. You need to ensure that the site collection is also accessible at <http://collaboration.contoso.com>. What should you do? A. Run the New-SPSite Windows PowerShell cmdlet. B. Run the Set-SPSiteUrl Windows PowerShell cmdlet. C. Add collaboration.contoso.com as an alternate access mapping for the web application. D. Extend the web application and add collaboration.contoso.com to the Intranet Zone.
 Answer: B
 Explanation: The Set-SPSiteUrl cmdlet adds or changes an URL mapping for the site. The Set-SPSiteUrl cmdlet only applies to the root site collection for a host name that is, <http://www.contoso.com>. This cmdlet cannot be directly run against a managed path site collection underneath the root that is, <http://www.contoso.com/sites/test>.
 QUESTION 187 Drag and Drop Question You have a SharePoint Server 2013 server farm that contains a single server. The farm has a User Profile Service Application named App1. You need to configure delegated administration for the farm. The solution must meet the following requirements:- A user named User1 must be able to manage audiences for App1. - A user named User2 must be able to create web applications. - The number of assigned permissions must be minimized. To which group should you assign each user? (To answer, drag the appropriate groups to the correct users. Each group may be used once, more than once, or not at all. You may need to drag the split bar between panes or scroll to view content.)



Answer:



QUESTION 188 Drag and Drop Question Contoso, Ltd. Recently merged with Fabrikam, Inc. Each company has an Active Directory Domain Services (AD RS) domain. You are managing the SharePoint environment in each domain. You need to enable users in the Fabrikam.com domain to access the Contoso SharePoint farm but prevent users in the Contoso.com domain from accessing resources in the Fabrikam SharePoint farm even if they have been explicitly granted access to a site.

Elements	Answer
Web Application Policy	1. Conf
Two-way Forest Trust	Contos
Security Groups	Braindu
One-way Forst Trust	to the C
Result Source	3. Conf
	Fabrik

Answer: **Elements**

- Web Application Policy
- Two-way Forest Trust
- Security Groups
- One-way Forst Trust
- Result Source

Answer Area

1. Configure a **One-way Forst Trust** from the Contoso.com domain to the fabrikam.com domain

2. Configure a **Security Groups** to the Contoso SharePoint farm.

3. Configure a **Web Application Policy** in the Fabrikam SharePoint farm.

QUESTION 189 Hotspot Question You have a SharePoint server 2013 server farm. Users report that the past week, some pages were slow to render. You need to identify the 10 pages in the farm that take the longest to load. Which link should you select? (To answer, select the appropriate link in the answer area.) **Answer Area**

Monitoring

- Health Analyzer**
Review problems and solutions | Review rule definitions
- Timer Jobs**
Review job definitions | Check job status
- Reporting**
View administrative reports |
Configure diagnostic logging |
Configure usage and health data collection |
View health reports |

Answer: **Answer Area**

Monitoring

- Health Analyzer**
Review problems and solutions | Review rule definitions
- Timer Jobs**
Review job definitions | Check job status
- Reporting**
View administrative reports |
Configure diagnostic logging |
Configure usage and health data collection |
View health reports

QUESTION 190 A company has a SharePoint environment that contains two SharePoint servers and a server that runs Microsoft SQL Server. A web application stores content in a single content database. All three servers are configured to meet or exceed the minimum hardware and software requirements. The SharePoint environment is primarily used for team collaboration and document storage. All of the SharePoint Servers must be able to respond to user requests. Web traffic must be assigned to the server with the lowest health threshold value. You need to configure the SharePoint farm. Which service should you use? A. Request Management B. Microsoft Network Load Balancer (NLB) C. Microsoft SharePoint Foundation Subscription Settings D. Document Conversions Load Balancer E. Work Management Answer: A Explanation: Configure Request Manager in SharePoint Server 2013 Request Manager is functionality in SharePoint Server 2013 that enables administrators to manage incoming requests and determine how SharePoint Server 2013 routes these requests. The front-end web server filtering process follows these steps: 1. The routing pool

is either the current front-end web server or one or more front-end web servers that request routing selects.2. All matching rules are checked to find the smallest health threshold value.3. Remove front-end web servers in the routing pool that have health scores greater than or equal to the smallest health threshold value.<https://technet.microsoft.com/en-us/library/jj712708.aspx> Latest 70-331 Questions and Answers from Microsoft Exam Center Offered by Braindump2go for Free Share Now! Read and remember all Real Questions Answers, Guaranteed Pass 70-331 Real Test 100% Or Full Money Back!

Compared Before Buying Microsoft 70-331 PD

Pass4sure	Braindump2go 100% Pass OR Money Back	
192 Q&As – Practice	210 Q&As – Real Questions	50 Q
\$124.99	\$99.99	\$124
No Discount	Coupon Code: BDNT2014	No D

<http://www.braindump2go.com/70-331.html>