

[Aug.-2016-NEWHigh Quality 70-331 Exam Questions and Answers 209Q&As Free Share[NQ46-NQ55

2016/08 Microsoft Official News: 70-331 Exam Questions Updated Today!Free 70-331 PDF & 70-331 VCE Dumps Shared by Braindump2go.com Now!100% Real Exam Questions! 100% Pass Guaranteed! 1.| 2016/08 New 70-331 PDF & 70-331 VCE 209Q&As:<http://www.braindump2go.com/70-331.html>2.| 2016/08 70-331 New Exa Questions:<https://drive.google.com/folderview?id=0B75b5xYLjSSNZ2ZEQ3RCMWVUWUU&usp=sharing> New Case Study 5: Contoso Ltd (New Question 46 - New Questions 55)BackgroundYou are the SharePoint server administrator for Contoso, Ltd. Contoso has a SharePoint 2010 environment hosted on SharePoint Online and a separate on-premises SharePoint 2010 farm. You are preparing to upgrade the environments to newer versions of SharePoint. You are also planning to support a hybrid on-premises/cloud deployment that will be available to customers, partners, and third-party vendors.Contoso collaborates with a partner company, Tailspin Toys, on multiple projects.Technical EnvironmentAll user groups reside in the existing Active Directory Domain Services (AD DS) domain corp.contoso.com.The existing SharePoint Online environment is configured as follows:- The SharePoint Online URL assigned by Microsoft is <http://contoso.sharepoint.com>. - The SharePoint Online Administration Center URL is <https://contoso.admin.sharepoint.com>. - The user name for the Contoso Office 365 administrator is admin@contoso.com. - An existing line-of-business application provides an OData service that is hosted in Microsoft Windows Azure SQL Database.The site collections are described in the following table.

Site collection	URL	Location
Corporate projects	https://corp.projects.contoso.com	On-premises
Partner Projects	https://projects.contoso.com	Online

Business RequirementsThe upgraded SharePoint environments must meet the following business requirements:All SharePoint 2013 features must be available to all users when connecting from inside or outside of the corporate network.Users of the Partner Projects site collection must be able to share content from their Microsoft Outlook clients and receive content from external users who send email directly to the site.The Corporate Projects site collection must be available to internal users who connect from outside of the corporate network and must not require a VPN connection.Third-party vendors must be able to read and modify documents.

Technical RequirementsYou must meet the following technical requirements:- Before upgrading the Partner Projects site collection, create a duplicate, upgraded copy of the site for review and verification purposes. - Use Active Directory Federation Services (AD FS) 2.0 to authenticate Contoso employees, partners, and customers.- Automate the sign-in experience by using the local AD FS 2.0 servers for AD FS single sign-on (SSO).- Ensure that a web usage report that contains traffic reports, search reports, and inventory reports can be provided for any site.The upgraded SharePoint environments must meet the following technical requirements:- All user profile information that resides in Active Directory must be available in SharePoint Online.- All sites must be able to share a mail-enabled document library that resides in the cloud.- The existing line-of-business application must be consumed as an external content type by using Microsoft Business Connectivity Services (BCS). - The Partner Projects site collection must allow Contoso and Tailspin Toys users to share documents with third-party vendors on an ad-hoc basis, without incurring additional licensing requirements.

QUESTION 46You are configuring DNS for SharePoint Online.You need to create the appropriate type of DNS record.Which type of DNS record should you create? A. A DNS CNAME record pointing to sharepoint.contoso.com.B. A DNS CNAME record pointing to contoso.sharepoint.com.C. A DNS A record pointing to the IP address of the SharePoint Online servers.D. A DNS TXT record containing an Office 365 validation code. Answer: B

QUESTION 47You need to configure Office 365 to automate the sign-in experience.What should you do? A. Configure AD FS to convert the domain contoso.com to a federated domain.B. Run the New-MsolFederatedDomain-DomainName contoso.com - SupportMultipleDomain Windows PowerShell cmdlet.C. Configure AD FS to add the domain contoso.com as an AD FS federated domain and to support multiple domains.D. Run the Update-MsolFederatedDomain-DomainName contoso.com - SupportMultipleDomain Windows PowerShell cmdlet. Answer: B

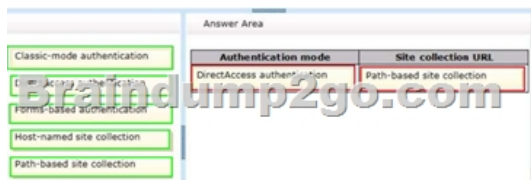
QUESTION 48You need to meet the requirements for the projects.contoso.com site.Which two actions should you perform? (Each correct answer presents part of the solution.Choose two.) A. Add the Site Mailbox app to the site.B. Create a distribution list, and add the project team members to the distribution list.C. Add all the project team members to the Members group of the site.D. Create an AD security group, and add all the project team members to the security group.E. Email-enable a document library app on the site. Answer: ACExplanation:* From scenario:Users of the Partner Projects site collection must be able to share content from their Microsoft Outlook clients and receive content from external users who send email directly to the siteA Site Mailbox is a shared inbox in Exchange Online that all the members of a SharePoint Online site can access. It is implemented in

SharePoint Online Preview as what is known as an app. An app is best described as a solution that carries a light footprint and uses standards-based technologies such as HTML5, JavaScript, and OAuth. The Site Mailbox is accessible from the site in which it is created. It allow access to users who are individually listed in the Owners and Members groups of the site - security groups or distribution lists are not supported by Site Mailboxes. The email address of the site mailbox will be generated automatically from the name of the site. Site mailboxes are surfaced in Outlook 2013 and give you easy access to the emails and documents for the projects you care about. Site Mailboxes are listed in the Folder Explorer in Outlook 2013 (the rich client), letting you file emails or documents into the shared project space simply by dragging the email, document, or attachment into the site mailbox.

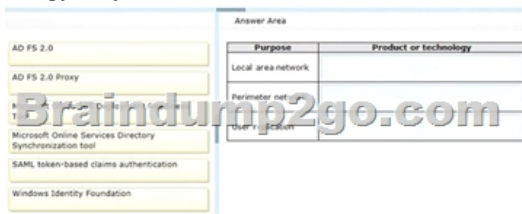
<http://blogs.technet.com/b/lystavlenn/archive/2012/08/18/new-feature-site-mailboxes-in-sharepoint-online.aspx> QUESTION 49 Drag and Drop Question You need to provide access to the Corporate Projects site collection to remote internal users. Which authentication mode and site collection URL should you use? (To answer, drag the appropriate answer choices to the correct location or locations in the answer area. Each answer choice may be used once, more than once, or not at all. You may need to drag the split bar between panes or scroll to view content.)



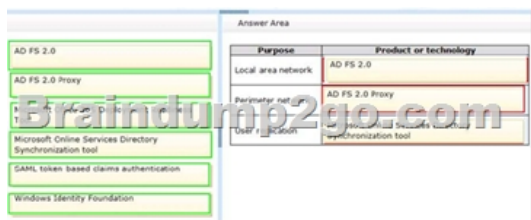
Answer:



QUESTION 50 Drag and Drop Question You need to configure the environment to allow replication from the existing domain to Office 365. Which components should you use? (To answer, drag the appropriate products or technologies to the correct location or locations in the answer area. Each product or technology may be used once, more than once, or not at all. You may need to drag the split bar between panes or scroll to view content.)



Answer:



QUESTION 51 You are configuring an administration connection to SharePoint Online. You need to instantiate the connection and authenticate to Office 365. Which Windows PowerShell cmdlet should you run? A. Connect-SPOService-Url

<https://contoso.sharepoint.com> -credential admin@contoso.com B. Connect-SPOService-Url <https://contoso-admin.sharepoint.com> -credential admin@contoso.com C. Set-SPOTenant -ExternalServicesEnabled -NoAccessRedirectUrl <https://contoso.sharepoint.com> D. Set-SPOSiteGroup -Site <https://contoso-admin.sharepoint.com> -Identity Administrators Answer: B

QUESTION 52 You need to display the required web usage report(s) for the projects.contoso.com site. What should you do? A. Display the Unified Logging Service (ULS) logs. B. Display usage reports created by using Microsoft System Center 2012 - Operations Manager. C. In Central Administration, on an on-premise SharePoint server, navigate to the Web Analytics reports. D. Navigate to the site, and then replace Pages/Default.aspx in the URL with _layouts/ usagedetails.aspx. Answer: D

QUESTION 53 You are preparing to upgrade the Partner Projects site collection. You need to perform the prerequisite task. Which Windows

PowerShell cmdlet should you run? A. Invoke-PolicyEvaluationB. Request-SPOUpgradeEvaluationSiteC. Start-OrganizationUpgradeD. Upgrade SPOSite Answer: B QUESTION 54You plan to set up an external list to work with the existing line-of-business application in the cloud.You need to upload a configuration file to SharePoint Online to enable communication with the external data.Which configuration file should you upload? A. A Microsoft Business Connectivity Services (BCS) resource fileB. A Microsoft Business Data Connectivity (BDC) service model file that specifies a LobSystemInstanceC. A SharePoint trust configuration file that specifies permissionsD. A comma-separated OData definition file that specifies instance permissions Answer: B QUESTION 55Drag and Drop QuestionYou need to enable third-party vendors to access project documentation in the Partner Projects site collection.Which three actions should you perform in sequence? (To answer, move the appropriate actions from the list of actions to the answer area and arrange them in the correct order.)

A vertical list of seven actions for a drag-and-drop question. Each action is in a yellow box with a red border. The actions are: 1. Send a message that contains the direct site link to the site user. 2. Add third-party vendor email addresses to the Members SharePoint group for the site. 3. Add third-party vendor email addresses to the Visitors SharePoint group for the site. 4. Use the Share functionality to share the site. 5. Enable SAML token-based authentication on the zone that contains the https://projects.contoso.com site. 6. Create a custom AD FS attribute store for third-party vendors. 7. Enable forms-based authentication on the zone containing the https://projects.contoso.com site. 8. Enable anonymous access on the https://projects.contoso.com site.

Answer:

A screenshot of the 'Answer Area' for the drag-and-drop question. It shows a list of eight actions in green boxes on the left and three actions in yellow boxes on the right. The actions in the yellow boxes are: 1. Use the Share functionality to share the site. 2. Add third-party vendor email addresses to the Members SharePoint group for the site. 3. Send a message that contains the direct site link to the site user.

!!!Recommend!!! 1.| [Braindump2go 2016/08 New 70-331 PDF & 70-331 VCE 209Q&As](#)
Download:<http://www.braindump2go.com/70-331.html> 2.| **Braindump2go 2016/08 70-331 New Exa Questions:**
<https://drive.google.com/folderview?id=0B75b5xYLjSSN22ZEQ3RCMWVUWUU&usp=sharing>