



[2017-Sep.-NEW100% Success-Braindump2go 70-357 Exam PDF and VCE 55Q Instant Download[17-23

2017 Sep. Latest 70-357 Exam Dumps with PDF an VCE Free Updated Today! Following are some new 70-357 Questions:1.|2017 New 70-357 Exam Dumps (PDF & VCE) 55Q&As Download:<https://www.braindump2go.com/70-357.html> 2.|2017 New 70-357 Exam Questions and Answers Download:

<https://drive.google.com/drive/folders/0B75b5xYLjSSNSFE3OF9GakVEOUE?usp=sharing> Q17HOTSPOTYou are developing a Universal Windows Platform (UWP) app that processes and displays data from your company's personnel database.Users report that one of the views in the UWP app loads slowly.You need to optimize the load time.How should you complete the relevant markup? To answer, select the appropriate markup segment from each list in the answer area.



Answer:



Q18You are developing a Universal Windows Platform (UWP) app that uses XAML and C#. The app must use the Model-View-ViewModel (MVVM) pattern.The user interface (UI) triggers an event.You need to bind the event to a view model method.What should you do?A. Create a new class that implements the IValueConverter interface. Define the class as a new resource in XAML Use Static Resource Markup Extension to access the view model method.B. Create an attached property of type !Command, Bind the UI element's event to the attached property.C. Create a custom behavior and attach the behavior to the UI element. Bind the behavior's event trigger to the command declared in the view model.D. Create- a new base class for the UI element. Update the base class to call the method within the view model.
Answer: D
Q19DRAG DROPYou are building a Universal Windows Platform (UWP) app that displays a list of books. The books will the displayed in a ListView control. You are binding to a collection of type BookDataGroup.You need to create a DataTemplate for your ListView that displays the book's title and author. The title must be displayed beforethe author.Which four markup segments should you use to develop the solution? To answer, move the appropriate markup segments from thelist of markup segments to the answer area and arrange them in the correct order.



Answer:



Q20You have a Universal Windows Platform (UWP) app. The app has a page that includes the following XAML markup. Line numbers are included for reference only.

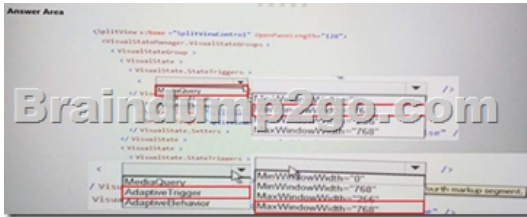
```
01 <DataTemplate >  
02 <Border Background="Blue" width ="400" Height="300" Margin ="20">  
03 <Grid>  
04 <Grid.ColumnDefinitions >  
05 <ColumnDefinition width ="*"/>  
06 </Grid.ColumnDefinitions >  
07 <Rectangle Grid.Column ="1" Fill="white" Opacity =".66"/>  
08 <TextBlock Text ="{Binding LastName }"/>  
09 </Grid>  
10 </Border>  
11 </DataTemplate >
```

Users report that the page takes a long time to refresh. You need to improve the load time for the page while maintaining the same layout and functionality.What should you do?A. Specify exact values for the Width property in lines 05 and 06.B. Move the attributes from the BORDER element at line 02 to the GRID element at line 03. Then, remove the BORDER elements at line 02 and line 11.C. Move the Fill and Opacity attributes and value from the RECTANGLE element at line 08 to the GRID element at line 03

Then. Remove the RECTANGLE element at line 08 to the GRID. Then, Remove the RECTANGLE element.D. Swap the markup at line 012 with the markup at line 03. Swap the markup at line 10 with the markup at line 11. Answer: CQ21 You are developing a Universal Windows Platform (UWP) app. The app does not display content properly on mobile devices. You need to support smaller window sizes. How should you complete the relevant XAML markup? To answer, select the appropriate markup segment from each list in the answer area.



Answer:



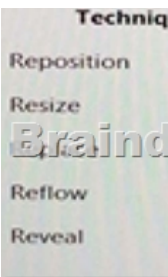
Q22 You must create a control that meets the following requirements:

- allows you to extend the behavior of a combo box
- allows the arrow image is located at the right edge of a standard control to be replaced with a new image
- has a property that sets and returns the image
- has a visual interface of the control that is defined by using XAML
- defines the properties for the control in code

 You need to create the control. Which object should you use?

- A. Style
- B. StaticResource
- C. ControlTemplate
- D. ThemeResource

 Answer: A Q23 HOTSPOT You are developing a Universal Windows Platform (UWP) app. You need to implement responsive user design patterns. Which of the following techniques are supported? To answer, select the appropriate option from each list in the answer area.



Answer:

Technique	Response
Reposition	Supported
Resize	Not supported
Reflow	Supported
Reveal	Not supported

!!!RECOMMEND!!! 1. |2017 New 70-357 Exam Dumps (PDF & VCE) 55Q&As Download: <https://www.braindump2go.com/70-357.html> 2. |2017 New 70-357 Study Guide Video: YouTube Video: [YouTube.com/watch?v=i7bwdHohynM](https://www.youtube.com/watch?v=i7bwdHohynM)