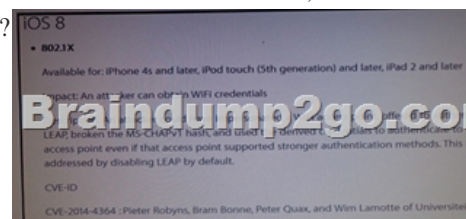


[2017-Oct.-NewBraindump2go 300-370 VCE and 300-370 PDF Dumps 115Q Free Offered][11-20


2017 Oct. New 300-370 Exam Dumps with PDF and VCE Free Updated Today! Following are some new 300-370 Questions:

1. |2017 New 300-370 Exam Dumps (PDF & VCE) 115Q&As Download: <https://www.braindump2go.com/300-370.html> 2. |2017 New 300-370 Exam Questions & Answers Download:

<https://drive.google.com/drive/folders/0B75b5xYLjSSNdGVBOXFERG9OSFU?usp=sharing> QUESTION 11A wireless engineer is unable to join lightweight access points to the Cisco Wireless Controller. The access points receive ip addresses from a DHCP pool configured on the core switch. Which action must be taken to resolve the issue? A. Upgrade the Wireless Controller to a newer IOS release.B. Configure option 43 on the DHCP pool.C. Configure option 82 on the Wireless controller.D. Change the management ip address on the Wireless Controller. Answer: C QUESTION 12Refer to the exhibit. Employees upgraded company issued OS devices. Which are configured to authenticate to the network using WPA2-Enterprise 802.1X with LEAP As a result, the devices are no longer able to authenticate.Which action must the engineer do to resolve the issue?



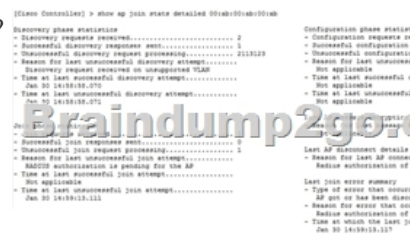
A. Redeploy the existing configuration profile.B. Change LEAP certificate on the ACS server.C. Reset the network settings on the devices.D. Rejoin the enterprise network manually.E. Deploy a new configuration profile with LEAP enabled Answer: B QUESTION 13A WLC receives a coverage hole detection alert from an AP. What two conditions must occur for the controller to dynamically mitigate the situation? (Choose two.) A. The AP serving the troubled client must currently have a power level 2 or lower.B. The client must be able to dynamically raise its power level to match the new AP power.C. The AP must be RF visible to additional APs on the other side of the coverage hole for calibration.D. The client must have WMM-PS disabled to allow for the increased power usage.E. The AP serving the troubled client must currently have a power level higher than 2. Answer: AB QUESTION 14An engineer has received an alarm on a wireless LAN controller and is unsure of its meaning. The engineer attempted to ping the wireless LAN controller interfaces. Which troubleshooting methodology does this action demonstrate? A. bottom-upB. follow the pathC. shoot from the hipD. top-downE. divide and conquer Answer: E QUESTION 15Which Cisco WLC debug command allows you to determine if the certificate process is failing in the CAPWAP messages? A. debug pm pki enableB. debug cert events enableC. debug capwap events enableD. debug capwap packet enableE. debug capwap errors enable Answer: E QUESTION 16Refer to the exhibit. Which statement about the join process of the access point is true?



A. The time on the controller is outside of the certificates validity time interval, so the join phase failed.B. The AP moved from this controller to its primary controller.C. The controller rejected most of the discovery requests from the AP because they were not received on the management interface subnet. The AP failed to join the controller.D. The AP successfully joined the controller. E. The AP failed to join because the self-signed certificate of the AP on the controller was not correct. Answer: C QUESTION 17 Refer to the exhibit. An engineer is troubleshooting non-802.11 interference and observes this output. Which type of interference signatures can the engineer identify?



A. microwave B. DECT phone C. Bluetooth D. jammer
Answer: A
QUESTION 18 An engineer has configured 802.1x for the network and all but one of the APs are passing authentication. Which configuration is causing the failure?
A. The AP has override global credentials checked.
B. The switch AAA credentials do not match what is configured on ISE.
C. The controller 802.1x supplicant credentials do not match what is configured on ISE.
D. EAP-FAST is configured on ISE for this AP.
Answer: A
QUESTION 19 Refer to the exhibit. Which statement about the join process of the access point is true?



```
Discovery phase messages
- Discovery request received..... 2
- Successful discovery response sent..... 1
- Successful discovery request processing..... 218113
- Reason for last unsuccessful discovery attempt.....
Discovery request received on unsupported VLAN
- Time of last successful discovery attempt.....
Jan 30 14:18:10.070
- Time of last unsuccessful discovery attempt.....
Jan 30 14:18:10.071
- Reason for last unsuccessful discovery attempt.....
- Successful join request sent..... 1
- Successful join request processing..... 1
- Reason for last unsuccessful join attempt.....
RADIUS authentication is pending for the AP
- Time of last successful join attempt.....
Not applicable
- Time of last unsuccessful join attempt.....
Jan 30 14:18:13.111

Discovery phase messages
- Configuration request received..... 2
- Successful configuration..... 1
- Successful configuration..... 218113
- Reason for last unsuccessful join attempt.....
Not applicable
- Time of last successful join attempt.....
Not applicable
- Time of last unsuccessful join attempt.....
Not applicable

Last AP join attempt details
- Reason for last AP join attempt.....
Radius authentication of
- Time of last successful join attempt.....
Not applicable
- Time of last unsuccessful join attempt.....
Not applicable
- Time of last successful join attempt.....
Not applicable
- Time of last unsuccessful join attempt.....
Not applicable
```

A. The time on the controller is outside of the certificates validity time interval, so the join phase failed.
B. The AP successfully joined the controller.
C. The AP moved from this controller to its primary controller.
D. The AP failed to join because the MAC address of the AP was not correct on the controller.
E. The controller rejected all discovery requests from the AP because they were not received on the management interface subnet.
Answer: E
QUESTION 20 Some users are experiencing inconsistent performance on their mobile devices as they move throughout the building when browsing the Internet. Which feature provides a more consistent user experiences?
A. low RSSI check
B. 802.11r
C. RX-SOPD
D. optimized roaming
Answer: A !!!RECOMMEND!!!
1. |2017 New 300-370 Exam Dumps (PDF & VCE) 115Q&As Download: <https://www.braindump2go.com/300-370.html>
2. |2017 New 300-370 Study Guide Video: YouTube Video: [YouTube.com/watch?v=1BiSQSxOLPQ](https://www.youtube.com/watch?v=1BiSQSxOLPQ)