
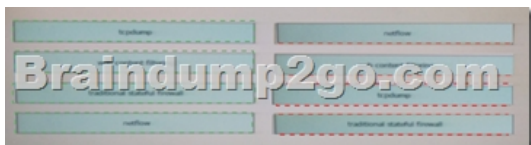


[2017-New-VersionBraindump2go 210-250 PDF and 210-250 VCE 70q Free Offered by Braindump2go[21-30]

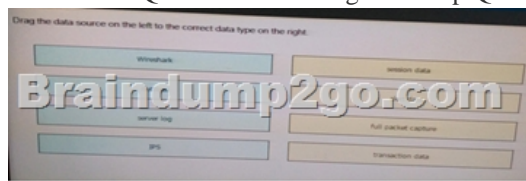
2017 March New 210-250 Exam Dumps and Exam Questions Free Shared Here Today!Free Instant Download [210-250 Exam Dumps \(PDF & VCE\) 70Q&As](#) from www.braindump2go.com Today! 100% Real Exam Questions! 100% Exam Pass Guaranteed! 1.|NEW 210-250 Exam Dumps (PDF & VCE) 70Q&As Download:<http://www.braindump2go.com/210-250.html>2.|NEW 210-250 Exam Questions & Answers Download:<https://1drv.ms/f/s!AvI7wzKf6QBjgnzFpAHsSmXP9zrJ> QUESTION 21In computer security, which information is the term PHI used to describe? A. private host informationB. protected health informationC. personal health informationD. protected host information Answer: C QUESTION 22Which security monitoring data type requires the most storage space? A. full packet captureB. transaction dataC. statistical dataD. session data Answer: A QUESTION 23 Which type of exploit normally requires the culprit to have prior access to the target system? A. local exploitB. denial of service C. system vulnerabilityD. remote exploit Answer: A QUESTION 24Which identifier is used to describe the application or process that submitted a log message? A. actionB. selectorC. priorityD. facility Answer: D QUESTION 25Which concern is important when monitoring NTP servers for abnormal levels of traffic? A. Being the cause of a distributed reflection denial of service attack.B. Users changing the time settings on their systems.C. A critical server may not have the correct time synchronized.D. Watching for rogue devices that have been added to the network. Answer: C QUESTION 26Drag and Drop QuestionDrag the technology on the left to the data type the technology provides on the right.



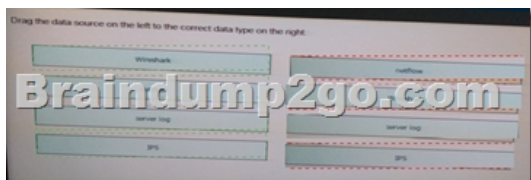
Answer:



QUESTION 27Which protocol is primarily supported by the third layer of the Open Systems Interconnection reference model? A. HTTP/TLSB. IPv4/IPv6C. TCP/UDP D. ATM/ MPLS Answer: D QUESTION 28A firewall requires deep packet inspection to evaluate which layer? A. applicationB. InternetC. linkD. transport Answer: A QUESTION 29Which two protocols are used for email (Choose two) A. NTPB. DNSC. HTTPD. IMAPE. SMTP Answer: CE QUESTION 30Drag and Drop Question Drag the data source on the left to the left to the correct data type on the right.



Answer:



!!!RECOMMEND!!! 1.|NEW 210-250 Exam Dumps (PDF & VCE) 70Q&As Download:
<http://www.braindump2go.com/210-250.html> 2.|NEW 210-250 Study Guide Video: YouTube Video:
[YouTube.com/watch?v=LMVKGDJtwow](https://www.youtube.com/watch?v=LMVKGDJtwow)