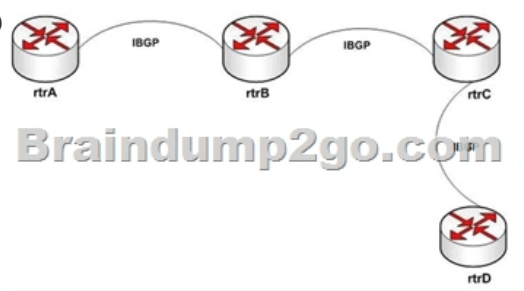
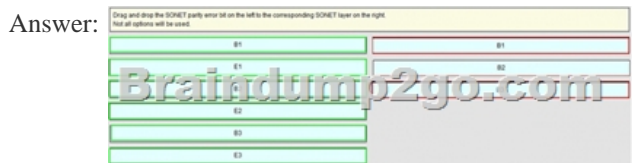



[2016 September-NewCisco 400-201 Exam VCE & PDF 414Q&As [NQ51-NQ60 Download

2016.09 New 400-201: Cisco CCIE Service Provider Written Exam v4.1 Exam Questions Updated Today! Free Download 400-201 Exam Dumps(PDF & VCE) 414Q&As from Braindump2go.com Today!100% Real Exam Questions! 100% Exam Pass Guaranteed! **NEW QUESTION 51 - NEW QUESTION 60** 1.|2016 New 400-201 Exam Dumps(PDF & VCE) 414Q&As Download:<http://www.braindump2go.com/400-201.html2>2016 New 400-201 Exam Questions & Answers:<https://drive.google.com/folderview?id=0B75b5xYLjSSNRjJsZE5Fd04xYTQ&usp=sharing> QUESTION 51With the BGP peerings shown, which 3 solutions are most correct? (Choose three.)



A. rtrA and rtrD are route-reflector-clients; rtrB and rtrC are route reflectors part of the same cluster.
B. rtrA and rtrD are route-reflector-clients; rtrB and rtrC are route reflectors part of the different cluster.
C. rtrA, rtrB and rtrC are part of a confederation sub-AS and rtrD is part of a different confederation sub-AS.
D. rtrA, rtrB are part of one confederation sub-AS and rtrC, rtrD are part of a different confederation sub-AS.
E. rtrA, rtrB and rtrC are part of a confederation sub-AS where rtrB is a route reflector and rtrA, rtrC are routereflector-clients.
Answer: BDE QUESTION 52



QUESTION 53What is the default BGP scanner time? A. 10 minutesB. 5 minutesC. 120 secondsD. 60 secondsE. 30 minutes
Answer: DExplanation: The scanning interval of BGP routing information. Valid values are from 15 to 60 seconds. The default is 60 seconds.
QUESTION 54What ISIS TLVs are used to support MPLS Traffic Engineering? (Choose three). A. Extended IS neighbor TLV #22B. Extended IS name TLV #137C. Extended IS resource TLV #138D. Extended IS reachability TLV #135E. Router ID TLV #134
Answer: ADE
QUESTION 55A Service Provider connects to a client site that has two CEs. These CEs have a backdoor link for backup. OSPF is used as the routing protocol in this environment. You want to ensure that client traffic prefers the service provider connections for routing instead of the secondary connection. Which option describes the default behavior and the action that accomplishes your goal? A. The routes to the Service Provider are not preferred, due to the increased OSPF cost through the service provider network. Ensure that the cost on the links to the service provider are lower than the secondary connection.B. The routes to the Service Provider are seen as external type 1 in the OSPF database. Configure a domain ID that is the same across all PEs, to ensure that customers see routes as intra-area.C. The routes to the Service Provider are seen as interarea OSPF routes through the network. Configure a sham link to create a new intra-area path across the service provider network between the PE routers that service the client.D. The routes to the Service Provider are seen as equal and cause nondeterministic traffic patterns. Ensure that the secondary connection has a higher cost than the links to the service provider.
Answer: C
QUESTION 56Which two statements about OSPF IPv6 routing are true? (Choose two) A. It requires OSPF version 3. B. automatically detects neighbors over NHMA interfacesC. It supports encryption usingD. It uses LSA type 9E. It uses LSA type 8
Answer: AE
QUESTION 57Which two statements about forwarding equivalence class (FEC) are true? (Choose two) A. FEC might correspond to a destination IP subnet, but it might also correspond to any traffic class that the edge LSR considers

significant.B. FEC is a group of IP packets that is forwarded over a different path, but with the same forwarding treatment.C. FEC is a group of IP packets that is forwarded over the same path, and with the same forwarding treatment.D. FEC is a group of IP packets that is forwarded over a different path, but with the different forwarding treatment.E. FEC is a group of IP packets that is forwarded over the same path, but with a different forwarding treatment. Answer: AC QUESTION 58Refer to the exhibit. Which attached circuit interface shown uses VC Type 4?

```
Router# show mpls l2transport vc
Local intf  Local circuit  Dest address  VC ID  Status
-----
Gi8/0/1    EtEthernet     11.2.1.1     8      UP
Gi8/0/1    EtEthernet     11.2.1.1     8      UP
AT1/0      ATM CELL ATM2/0  11.3.1.1    110    UP
Se5/0      FR DLCI 55     11.4.1.1    55     UP
```

A. Gi8/0/1B. AT1/0C. Se5/0D. ATM2/0E. Gi4/0.1 Answer: E QUESTION 59Which three choices are BGP Extended communities used in MPLS-VPN deployment? (Choose three). A. Site of Origin SOOB. Route-DistinguisherC. Route-Target D. Domain Identifier Answer: ACExplanation:BGP Extended Communities for OSPF PE/CE routing:A Domain Identifier (Domain ID) is defined as BGP Extended Community which is carried with VPNv4 routes between PE routers. This Domain ID is used to identify the OSPF instance from which it was redistributed into BGP. QUESTION 60An engineer is working to provide high availability to a Service Provider core network. Which BGP command enables a backup path to be installed in the RIB and CEF tables? A. maximum-paths ibgpB. bgp additional-paths installC. maximum-paths eibgpD. bgp additional-paths selectE. bgp advertise-best-external Answer: B !!!RECOMMEND!!! 1.Braindump2go|2016 New 400-201 PDF & 400-201 VCE 414Q&As Download: <http://www.braindump2go.com/400-201.html> 2.Braindump2go|2016 New 400-201 Questions & Answers: <https://drive.google.com/folderview?id=0B75b5xYLjSSNRjJsZE5Fd04xYTQ&usp=sharing>