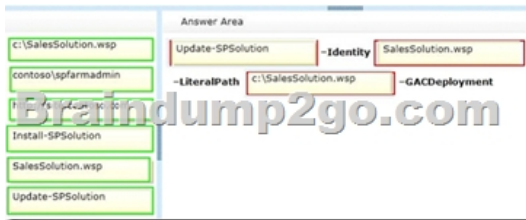


[2016-May-ValidBraindump2go Exam 70-332 Dump 180q Free Download Guarantee 100% Pass 70-332 Exam[NQ11-NQ20]

2016 May Microsoft Official New Updated: 70-332 Exam Questions New Released by [Braindump2go.com Today!](#)NEW QUESTION 11 - NEW QUESTION 20: QUESTION 11 Drag and Drop Question You have a custom solution named SalesSolution deployed to the URL <http://site.contoso.com/sites/sales>. You need to deploy a new version of the solution without retracting the previous version. How should you complete the Windows PowerShell cmdlet? (To answer, drag the appropriate terms to the correct location or locations in the answer area. Each term may be used once, more than once, or not at all. You may need to drag the split bar between panes or scroll to view content.)



Answer:



Explanation:*(box 1) The Update-SPSolution cmdlet upgrades a deployed SharePoint solution in the farm. Use this cmdlet only if a new solution contains the same set of files and features as the deployed solution.Syntax:Update-SPSolution [-Identity] <SPSolutionPipeBind> -LiteralPath <String> [-AssignmentCollection <SPAssignmentCollection>] [-CASPolicies <SwitchParameter>] [-Confirm [<SwitchParameter>]] [- Force <SwitchParameter>] [-FullTrustBinDeployment <SwitchParameter>] [-GACDeployment <SwitchParameter>] [-Local <SwitchParameter>] [-Time <String>] [-WhatIf [<SwitchParameter>]] *(box 2) Identity Required Specifies the SharePoint solution to deploy.* (box 3) LiteralPath Required Specifies the path to the solution package.The type must be a valid path in either of the following forms:- C:folder_name\server_namefolder_name QUESTION 12 Hotspot Question You install Microsoft Project Server 2013. You need to provision a Project web app instance in an existing web app in a SharePoint farm. In Central Administration, which task should you perform? (To answer, select the appropriate task in the answer area.)

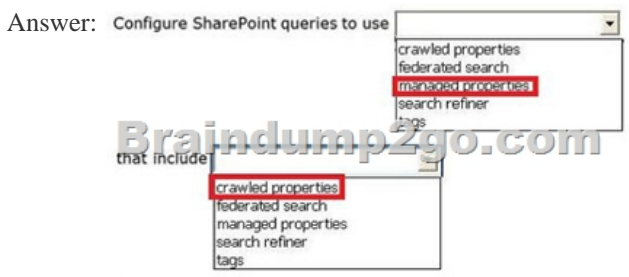



Answer:

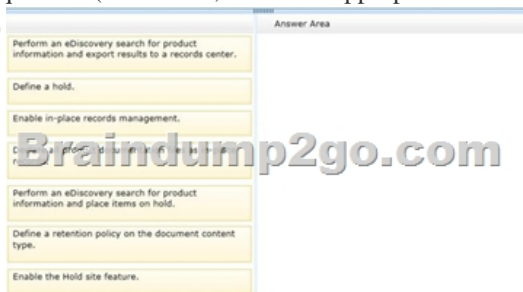


Explanation:You can provision a Service Application Framework service application in the following ways:Using Evaluation Mode for installationsUsing the Farm Configuration Wizard--> Using the Manage Service Applications user interface (UI) Using Windows PowerShellReference: SharePoint 2013, Provisioning Service Applications QUESTION 13 You are configuring a SharePoint farm in an environment that includes Microsoft Exchange Server 2013. You need to ensure that specified SharePoint users can search the Exchange mailboxes of all employees, place holds on mailbox data, and export mailbox data. What should you do first? A. Create an external content type for Exchange mailbox information.B. Configure server-to-server authentication between SharePoint and Exchange.C. Create an external list for Exchange mailbox information.D. Configure forms-based authentication between SharePoint and Exchange. Answer: B QUESTION 14 A company has a SharePoint environment that contains multiple site collections. The company purchases an app. You need to ensure that the app is available in all site collections. Which Windows PowerShell cmdlets should you run? A. Install-SPApp and then Update-SPAppCatalogSettingsB. Import-SPAppPackage and then Install-SPAppC. Import-SPAppPackage and then Enable-SPAppAutoProvisionD.

Enable-SPAppAutoProvision and then Install-SPApp Answer: B QUESTION 15An organization is using SharePoint for team collaboration. Each department in the organization has a team site and a site owner who is responsible for site management. Site owners do not have administrative rights to the web servers. You need to ensure that site owners can install trusted apps to their own sites. What should you do? A. Create a sandbox solution.B. Grant the site owners the Full Control permission level to the web applications.C. Configure solution blocking settings.D. Configure content deployment settings.E. Create an App Catalog site. Answer: E QUESTION 16Hotspot QuestionYou are designing a SharePoint search solution. The search solution must meet the following requirements:- Run search queries against specific SharePoint columns. - Run search queries against specific document properties. You need to ensure the search solution meets the requirements. What should you do? (To answer, select the appropriate option from each drop-down list in the answer area.)



Explanation:* To include the content and metadata of crawled properties in the search index, you map crawled properties to managed properties.* A crawled property is content and metadata that is extracted from an item, such as a document or a URL, during a crawl. A crawled property can be an author, title, or subject. To include the content and metadata of crawled properties in the search index, you map crawled properties to managed properties. Managed properties can have a large number of settings, or attributes. These attributes determine how the contents are shown in search results. The search schema contains the attributes on managed properties and the mapping between crawled properties and managed properties. QUESTION 17Drag and Drop Question An organization is involved in a legal case related to one of its products. All documents related to this product are stored in a subsite of a site collection. The site collection has an existing policy to delete documents that have not been modified for four years. You must protect the data that is relevant to the case without impacting other content, changing file locations, or duplicating files. You need to configure SharePoint to ensure that relevant documents are NOT deleted by existing or future expiration policies. Which three actions should you perform in sequence? (To answer, move the appropriate actions from the list of actions to the answer area and arrange them in the correct order.)



Answer:



Explanation:Box 1: Enable the Hold site feature.Box 2: Define a hold.Box 3: Perform an eDiscovery search for product information and place items on hold.Note:* An in-place hold is a mechanism for placing content (SharePoint 2013 documents, list items, pages, and Exchange Server 2013 mailboxes) on legal hold while allowing users to continue working with the content and without them being made aware of the hold. If a user edits or deletes content that has been placed on in-place hold, the content is automatically moved to a special location thus preserving the state of the content as it was at the time the hold was placed.* In-place holds can be placed either at the site or mailbox level, or alternatively, you can use query- based preservation. With query-based preservation, you can define eDiscovery search queries and only content that matches your query will be preserved.* eDiscovery, or electronic discovery, is the process of discovering (finding) electronically stored information that is relevant to legal matters such as litigation, audits and investigations. Though it is called eDiscovery, the process typically entails more than just the discovery. The main stages of the process are roughly:1. Discovery - Find the relevant content2. Preservation - Place content on legal hold to prevent data destruction3. Collection - Collect and send relevant content to be processed4. Processing - Prepare files to be loaded into a document review platform5. Review - Attorneys determine which content will be provided to opposition6. Production - Provide relevant content to opposition The SharePoint 2013 eDiscovery functionality focusses on the first three stages.* Site holdsSharePoint preserves content on the site level. When you preserve a site, its lists, libraries, and subsites are preserved. If you preserve a root site collection, all documents, pages, lists, and subsites in that site collection are preserved.To hold a site, create a Discovery Case in the eDiscovery Center. A case is a container for all of the queries, content, and preservations associated with specific litigation. After you create the case, create a Discovery Set to specify the site. To validate the site, just enter its URL address. QUESTION 18Drag and Drop QuestionAn organization uses SharePoint Server collaboration sites for all projects. Each project has a unique site. Project team members have Contribute permission levels to each project site of which they are members. Sites for completed projects must meet the following requirements:- The project team members must be able to access files. - They must be prohibited from editing or deleting files.- They must not be able to change site permissions.You need to configure the SharePoint environment to meet the requirements. Which three actions should you perform in sequence? (To answer, move the appropriate actions from the list of actions to the answer area and arrange them in the correct order.)



Answer:

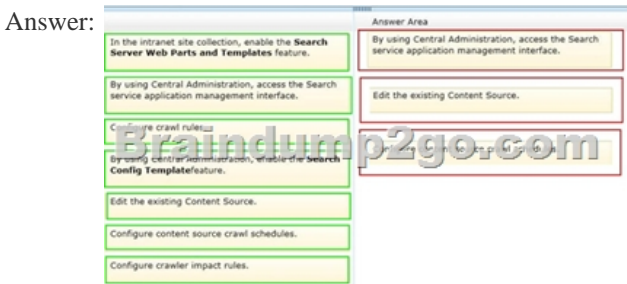
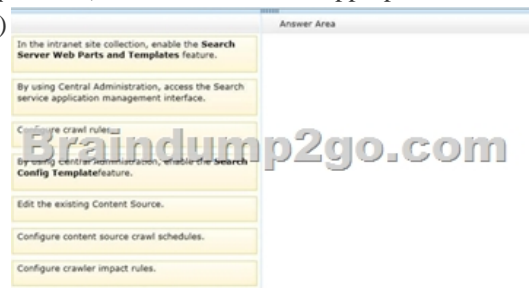


Explanation:* The Records Center was introduced in 2007 as a SharePoint site that served as a conventional records archive. Content from all over the enterprise can be submitted to a Records Center and then routed to the appropriate place where it picks up the right permissions and policies, such as expiration and auditing.Incorrect: Assign the Manage Hierarchy permission level to the project team members.

You must have the Manage Permissions permission to configure site permissions. In SharePoint Server, by default only the Full Control and Manage Hierarchy permission levels include this permission. QUESTION 19 Hotspot Question An organization is deploying a SharePoint farm that will provide a records-management solution. Users must be able to perform the following actions:- Create in-place holds on content stored in SharePoint and in Microsoft Exchange 2013. - Search for content and place holds based on the search query. You need to create a site collection that meets the requirements. Which type of site collection should you create? (To answer, select the appropriate template in the answer area.)



Explanation: * Site holds SharePoint preserves content on the site level. When you preserve a site, its lists, libraries, and subsites are preserved. If you preserve a root site collection, all documents, pages, lists, and subsites in that site collection are preserved. To hold a site, create a Discovery Case in the eDiscovery Center. A case is a container for all of the queries, content, and preservations associated with specific litigation. After you create the case, create a Discovery Set to specify the site. To validate the site, just enter its URL address. QUESTION 20 Drag and Drop Question An organization has a SharePoint intranet site. Documents and other files do not currently appear in search results until the day after they are uploaded to the intranet site. You need to configure the Search service application to ensure that documents appear in search results within one hour of being uploaded to the site. Which three actions should you perform in sequence? (To answer, move the appropriate actions from the list of actions to the answer area and arrange them in the correct order.)



Explanation: Box 1: By using Central Administration, access the Search Service application management interface. Box 2: Edit the existing Content Source. Box 3: Configure content source crawl schedules. (Step 1) 1. Open Central Administration web site. 2. Click on the Manage service applications link. 3. Click on the Search Service Application. (Step 2) 4. Click on the Content Sources link. (Step 3)

3) 5. Click on the Local SharePoint sites cell and in the page on the right side you can see the Crawl Schedules. You can see two item: Full Crawl and Incremental Crawl Reference: SharePoint 2010 Create Crawl Schedule 2016 Valid Microsoft 70-332 Study Materials: 1. | Latest 70-332 PDF and VCE Dumps 180Q&As from Braindump2go: <http://www.braindump2go.com/70-332.html> [100% Exam Pass Guaranteed!] 2. | New 70-332 Exam Questions - Google Drive: https://drive.google.com/folderview?id=0B9YP8B9sF_gNUGxLNINwdXJteWc&usp=sharing 3. | More 70-332 Practice Tests: <https://drive.google.com/folderview?id=0B75b5xYLjSSNfmlQaFozc3hkdGdubXBPa2dvcmljbEJQMVdoVzQ4cThIbWJUOVNNeE5Qjg&usp=sharing>