

## 2015 Latest Microsoft 70-486 Exam Questions Provided By Braindump2go For Free Download (61-70)

2015 New Updated 70-486 Exam Dumps Questions and Answers are all from Microsoft Official Exam Center! Some new questions added into this new released 70-486 Dumps! Download 70-486 Exam Dumps Full Version Now and Pass one time! Exam Code: 70-486 Exam Name: Developing ASP.NET MVC 4 Web Applications Certification Provider: Microsoft Keywords: 70-486 Exam Dumps, 70-486 Practice Tests, 70-486 Practice Exams, 70-486 Exam Questions, 70-486 PDF, 70-486 VCE Free, 70-486 Book, 70-486 E-Book, 70-486 Study Guide, 70-486 Braindump, 70-486 Prep Guide

**Compared Before Buying Microsoft 70-486 PDF**

Pass4sure	Braindump2go	
	<b>100% Pass OR Money Back</b>	
104 Q&As - Practice	182 Q&As – Real Questions	104 Q&As
\$125.99	\$99.99	\$124.99
No Discount	Coupon Code: <b>BDNT2014</b>	No Discount

**QUESTION 61** Drag and Drop Question You need to implement the Views/RunLog/CalculatePace.cshtml partial view from Views/RunLog/GetLog.cshtml to display the runner's average mile pace. How should you implement the view? (To answer, drag the appropriate code segments to the correct location or locations. Each code segment may be used once, more than once, or not at all. You may need to drag the split bar between panes or scroll to view content.)

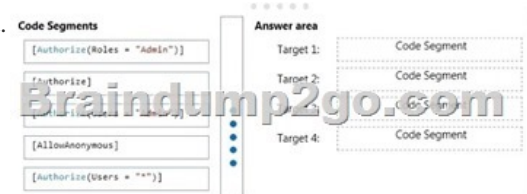



**QUESTION 62** You need to make the "Distance" header of the table bold in the Views/RunLog/GetLog.cshtml view. Which code segment should you use? A. table > tr { font-weight: bold; } B. table > th:last-child { font-weight: bold; } C. table + first-child { font-weight: bold; } D. table > tr > th:nth-child(2) { font-weight: bold; } Answer: D Explanation: Answer is "no one": 1. <th> is bold by default [http://www.w3schools.com/tags/tag\\_th.asp](http://www.w3schools.com/tags/tag_th.asp) The text in <th> elements are bold and centered by default. The text in <td> elements are regular and left-aligned by default. 2. table > tr selects no element, should be simply "table tr" 3. nth-child(2) is 2nd column, i.e. "Date" **QUESTION 63** Drag and Drop Question You need to implement security according to the business requirements. You have the following code:

```

Target 1
public class RunLogController : Controller
{
    Target 2
    public ActionResult GetLog()
    ...
    public ActionResult InsertLog()
    ...
    Target 3
    public ActionResult DeleteLog(int id)
    Target 4
    public ActionResult EditLog(int id)
    ...
}
    
```

Which code segments should you include in Target 1, Target 2, Target 3 and Target 4 to modify RunLogController? To answer, drag the appropriate code segment to the correct targets. Each code segment may be used once, more than once, or not at all. You may need to drag the split bar between panes or scroll to view content.





QUESTION 64 You need to extend the edit functionality of RunLogController. Which code segment should you use?  A

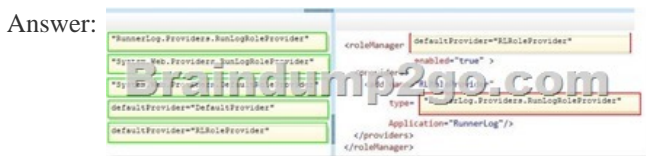
```
[HttpGet]
[ActionName("EditLog")]
[ValidateAntiForgeryToken]
public ActionResult<IActionResult> EditLog(int id)
{
    ...
}
```

B. [HttpPost] [ActionName("EditLog")] public ActionResult<IActionResult> EditLog(int id) { ... }

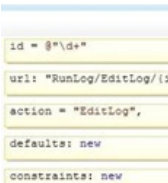
C. [HttpPost] [ActionName("EditLog")] [ValidateAntiForgeryToken] public ActionResult<IActionResult> EditLog(int id) { ... }

D. [HttpPost] [ActionName("EditLog")] [RequireHttps] public ActionResult<IActionResult> EditLog(int id) { ... }

A. Option AB. Option BC. Option CD. Option D Answer: C QUESTION 65 Drag and Drop Question You need to ensure that the application uses RunLogRoleProvider custom role provider. How should you modify the web.config file? (To answer, drag the appropriate line of code to the correct location or locations. Each line of code may be used once, more than once, or not at all. You may need to drag the split bar between panes or scroll to view content.)



QUESTION 66 Drag and Drop Question You need to ensure that only valid parameters are passed to the EditLog action. How should you build the route? (To answer, drag the appropriate code segments to the correct location or locations. Each code segment may be used once, more than once, or not at all. You may need to drag the split bar between panes or scroll to view content.)



Answer:

```
id = @"\d+"
url: "RunLog/EditLog/{id}",
action = "EditLog",
defaults: new
constraints: new
routes.MapRoute(
    name: "EditLog",
    url: "RunLog/EditLog/{id}",
    defaults: new
    {
        controller = "RunLog"
    },
    constraints: new
    {
        id = @"\d+"
    }
);
```

QUESTION 67 If the canvas element is supported by the client browser, the application must display "London 2012" in the footer as text formatted by JavaScript at the end of the \_Layout.cshtml file. You need to modify the layout to ensure that "London 2012" is displayed as either formatted text or as plain text, depending on what the client browser supports. Which code segment should you add? A. `<canvas id="myFooter">@(Request.Browser.JavaApplets ? new HtmlString("London 2012") : null) </canvas>`B. `<canvas id="myFooter">London 2012</canvas>`C. `<canvas id="myCanvas">London 2012</canvas>`D. `<canvas id="myCanvas"><p>London 2012</p>` Answer: C

QUESTION 68 You need to add an action to RunLogController to validate the users' passwords. Which code segment should you use?

```
A. public ActionResult Login(string username, string password)
{
    byte[] buffer = Encoding.UTF8.GetBytes(password + username);
    byte[] hash = MD5.Create().ComputeHash(buffer);
    ComparePassword(username, hash);
    return ContextDependentView();
}

B. [RequireHttps]
public ActionResult Login(string username, string password)
{
    byte[] buffer = Encoding.UTF8.GetBytes(password + username);
    byte[] hash = SHA1.Create().ComputeHash(buffer);
    ComparePassword(username, hash);
    return ContextDependentView();
}

C. public ActionResult Login(string username, string password)
{
    byte[] buffer = Encoding.UTF8.GetBytes(password + username);
    byte[] hash = SHA1.Create().ComputeHash(buffer);
    ComparePassword(username, hash);
    return ContextDependentView();
}

D. [RequireHttps]
public ActionResult Login(string username, string password)
{
    byte[] buffer = Encoding.UTF8.GetBytes(password + username);
    byte[] hash = MD5.Create().ComputeHash(buffer);
    ComparePassword(username, hash);
    return ContextDependentView();
}
```

A. Option AB. Option BC. Option CD. Option D Answer: B

QUESTION 69 You need to implement the map of the runners' paths. How should you build the video viewer? (To answer, select the appropriate options in the answer area.)

```
Work Area
<video width="320" height="240">
  <
    source src="map.mp4" type="video/mp4"
    source src="map.ogv" type="video/ogg"
    source src="map.webm" type="video/webm"
  <
  <
    source src="map.mp4" type="video/mp4"
    source src="map.ogv" type="video/ogg"
    source src="map.webm" type="video/webm"
  <
  <
    source src="map.mp4" type="video/mp4"
    source src="map.ogv" type="video/ogg"
    source src="map.webm" type="video/webm"
  <
    width="320" height="240">
    embed
    object
    video
    canvas
  <
    name="movie" value="map.swf" />
    object
    param
    option
    embed
  <
    src="map.swf" />
    video
    param
    embed
    source
  </
  embed
  object
  video
  canvas
</video>
```

Answer:

```
Work Area
<video width="320" height="240">
  <
    source src="map.mp4" type="video/mp4"
    source src="map.ogv" type="video/ogg"
    source src="map.webm" type="video/webm"
  <
  <
    source src="map.mp4" type="video/mp4"
    source src="map.ogv" type="video/ogg"
    source src="map.webm" type="video/webm"
  <
  <
    source src="map.mp4" type="video/mp4"
    source src="map.ogv" type="video/ogg"
    source src="map.webm" type="video/webm"
  <
    width="320" height="240">
    embed
    object
    video
    canvas
  <
    name="movie" value="map.swf" />
    object
    param
    option
    embed
  <
    src="map.swf" />
    video
    param
    embed
    source
  </
  embed
  object
  video
  canvas
</video>
```

QUESTION 70 You need to make all of the rows in the table bold in the Views/RunLog/GetLog.cshtml view. Which code segment should you use? A. `table > th:last-child { font-weight: bold; }` B. `table + first-child { font-weight: bold; }` C. `table > tr > th:nth-child(2) { font-weight: bold; }` D. `table > tr { font-weight: bold; }` Answer: D Latest 70-486 Questions and Answers from Microsoft Exam Center Offered by Braindump2go for Free Share Now! Read and remember all Real Questions Answers, Guaranteed Pass 70-486 Real Test 100% Or Full Money Back!

<b>Compared Before Buying Microsoft 70-486 PDF &amp; VCE!</b>		
<b>Pass4sure</b>	<b>Braindump2go</b> <b>100% Pass OR Money Back</b>	<b>Test King</b>
104 Q&As - Practice	182 Q&As – Real Questions	104 Q&As - Practice
\$125.99	\$99.99	\$124.99
No Discount	Coupon Code: <b>BDNT2014</b>	No Discount

<http://www.braindump2go.com/70-486.html>